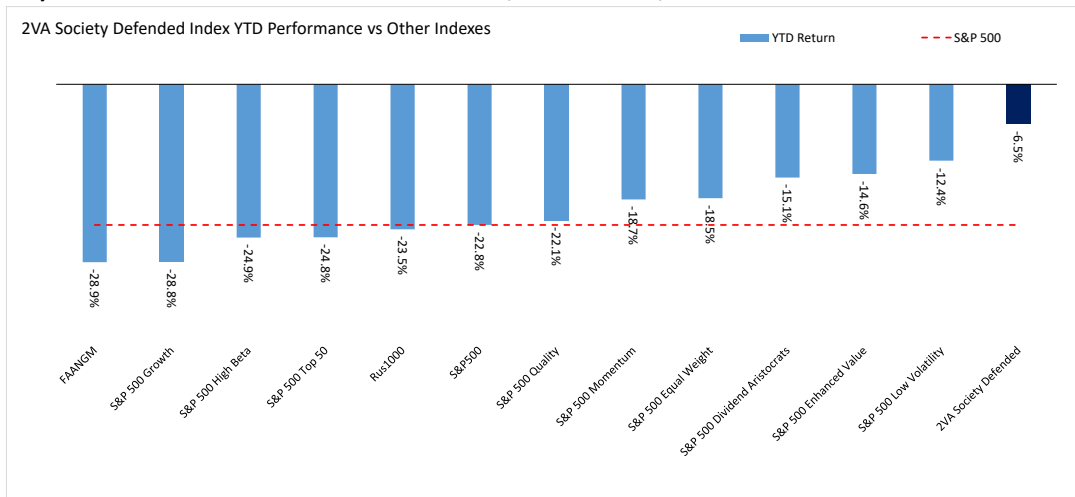


2VA Society Defended Index YTD Performance - Jan 01, 2022 to Oct 03, 2022

2VA Society Defended and Factor Index YTD Returns: Jan 01, 2022 to Oct 03, 2022



YTD 2021 - Top 10 Performers

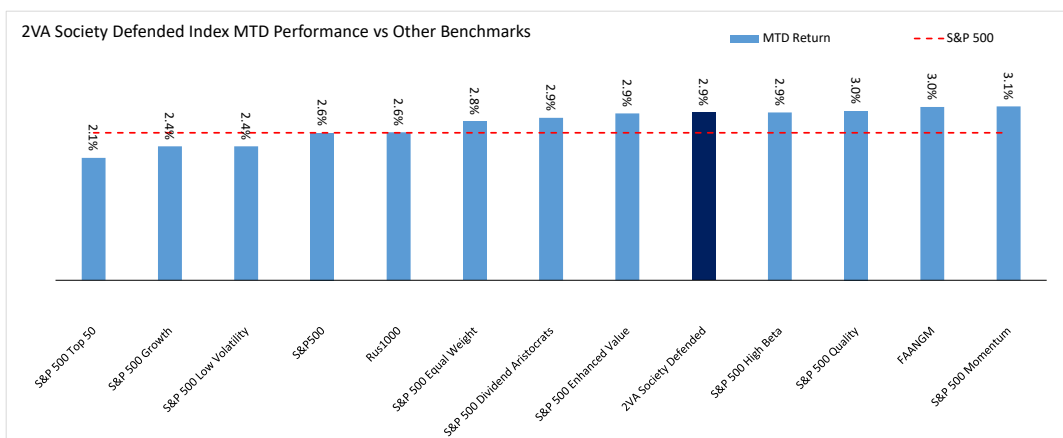
Company Name	Sector	Start Weight	Stock Return
First Horizon Corp	Financials	0.46%	43.00%
Mckesson	Health Care	3.50%	37.36%
Molina Healthcare	Health Care	5.82%	3.70%
International Bcsh.	Financials	0.83%	3.03%
Amerisourcebergen	Health Care	1.54%	2.80%
Unitedhealth Group	Health Care	0.19%	1.55%
Raymond James Finl.	Financials	3.38%	-0.21%
Commercial Mtls.	Materials	0.37%	-1.15%
Everest Re Gp.	Financials	0.23%	-2.47%
American Finl.Gp.Ohio	Financials	0.88%	-2.58%

YTD 2021 - Bottom 10 Performers

Company Name	Sector	Start Weight	Stock Return
Teradyne, Inc.	Information Technology	0.33%	-46.81%
Teradyne (Xsc)	Information Technology	0.30%	-53.90%
Signature Bank	Financials	0.78%	-52.98%
Bread Financial	Information Technology	0.59%	-52.19%
Janus Henderson Group	Financials	2.18%	-49.52%
Pacwest Bancorp	Financials	0.59%	-48.86%
Lam Research	Information Technology	0.32%	-48.57%
Kohl'S	Consumer Discretionary	0.02%	-47.10%
Jones Lang Lasalle	Real Estate	1.43%	-43.91%
Adient	Consumer Discretionary	2.26%	-42.04%

2VA Society Defended Index MTD Performance - Oct 01, 2022 to Oct 03, 2022

2VA Society Defended and Factor Index MTD Returns: Oct 01, 2022 to Oct 03, 2022



MTD Oct 2022 - Top 10 Performers

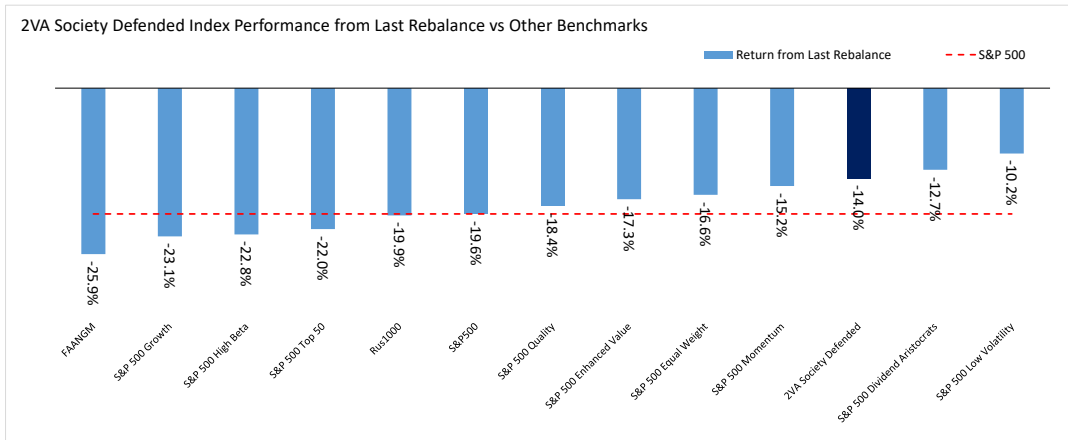
Company Name	Sector	Start Weight	Stock Return
Lam Research	Information Technology	0.33%	6.47%
Commercial Mtls.	Materials	0.38%	5.89%
Chemours	Materials	0.84%	5.56%
Carter'S	Consumer Discretionary	0.10%	5.02%
Dick'S Sporting Goods	Consumer Discretionary	4.70%	4.95%
Teradyne (Xsc)	Information Technology	0.31%	4.71%
Pultegroup	Consumer Discretionary	0.32%	4.67%
Slm	Financials	1.23%	4.65%
Jones Lang Lasalle	Real Estate	1.45%	4.56%
Mgic Investment	Financials	1.73%	4.52%

MTD Oct 2022 - Bottom 10 Performers

Company Name	Sector	Start Weight	Stock Return
Kohl's Corporation	Consumer Discretionary	0.03%	-17.60%
Renaissancere Hdg.	Financials	1.29%	-2.27%
Navient	Financials	0.82%	-0.68%
Grand Canyon Education	Consumer Discretionary	2.07%	0.00%
Best Buy	Consumer Discretionary	1.73%	0.52%
Robert Half Intl.	Industrials	1.55%	0.63%
Federated Hermes Class "B"	Financials	1.53%	0.85%
Teradata	Information Technology	0.65%	1.03%
Everest Re Gp.	Financials	0.22%	1.31%
First Horizon Corp	Financials	0.45%	1.35%

2VA Society Defended Index Performance from Last Rebalance - Mar 28, 2022 to Oct 03, 2022

2VA Society Defended and Factor Index Returns: Mar 28, 2022 to Oct 03, 2022



From Last Rebalance - Top 10 Performers

Company Name	Sector	Start Weight	Stock Return
Deckers Outdoor	Consumer Discretionary	2.61%	17.20%
Mckesson	Health Care	3.47%	12.72%
Insperty	Industrials	5.16%	9.67%
Emcor Group	Industrials	2.72%	4.21%
Dick'S Sporting Goods	Consumer Discretionary	4.70%	2.93%
Unitedhealth Group	Health Care	0.19%	1.12%
Medpace Holdings	Health Care	0.54%	0.63%
First Horizon Corp	Financials	0.45%	0.41%
International Bcsh.	Financials	0.82%	-0.06%
Federated Hermes Class "B"	Financials	1.53%	-0.50%

From Last Rebalance - Bottom 10 Performers

Company Name	Sector	Start Weight	Stock Return
Teradata Corporation	Information Technology	0.74%	-30.99%
Kohl'S	Consumer Discretionary	0.02%	-56.06%
Signature Bank	Financials	0.79%	-47.99%
Pacwest Bancorp	Financials	0.58%	-47.87%
Bread Financial	Information Technology	0.59%	-42.34%
Janus Henderson Group	Financials	2.18%	-38.10%
Teradata	Information Technology	0.65%	-37.23%
Teradyne (Xsc)	Information Technology	0.31%	-35.85%
Robert Half Intl.	Industrials	1.55%	-33.60%
Jones Lang Lasalle	Real Estate	1.45%	-33.43%