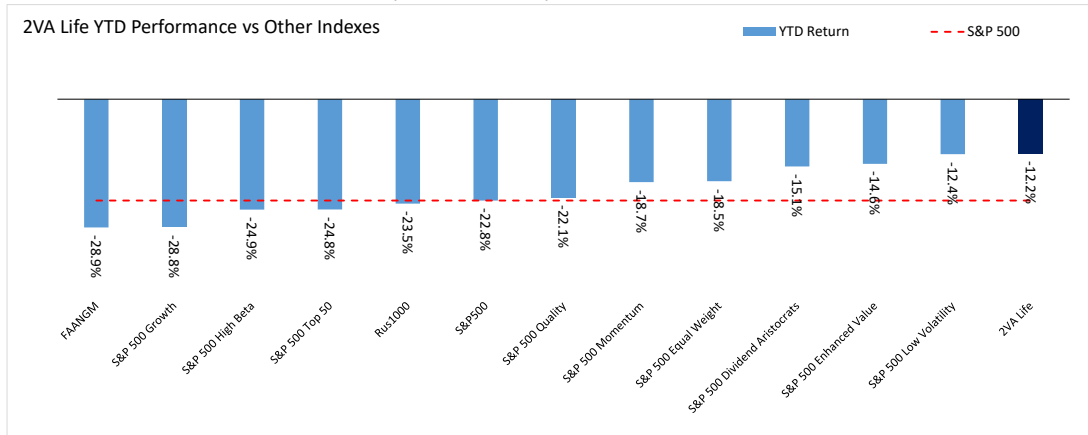


2VA Life YTD Performance - Jan 01, 2022 to Oct 03, 2022

2VA Life and Factor Index YTD Returns: Jan 01, 2022 to Oct 03, 2022



YTD 2022 - Top 10 Performers

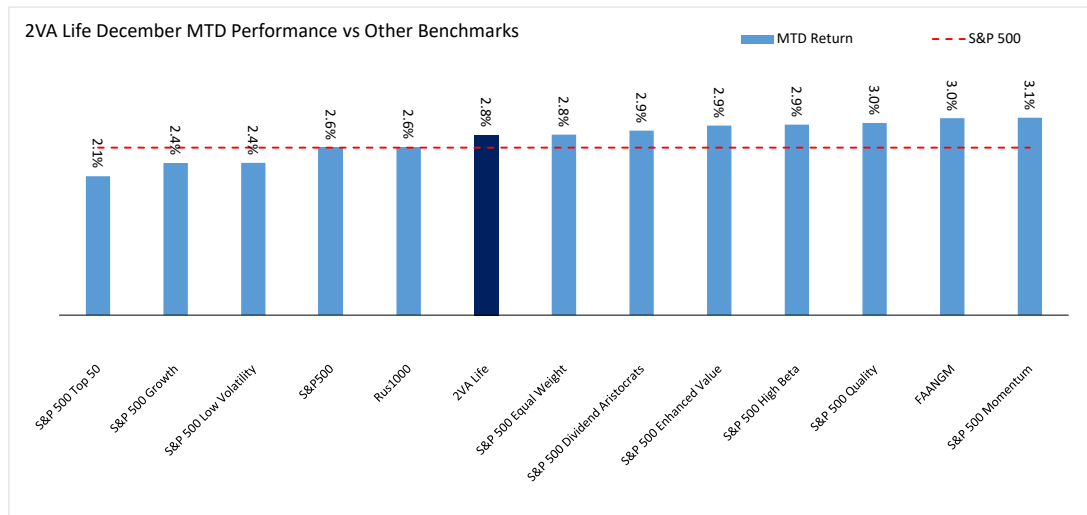
Company Name	Sector	Start Weight	Stock Return
First Horizon Corp	Financials	0.82%	43.00%
Molina Healthcare	Health Care	5.03%	3.70%
International Bcsh.	Financials	1.12%	3.03%
Unitedhealth Group	Health Care	0.62%	1.55%
Raymond James Finl.	Financials	3.09%	-0.21%
Aflac	Financials	0.44%	-1.82%
American Finl.Gp.Ohio	Financials	1.08%	-2.58%
Grand Canyon Education	Consumer Discretionary	2.08%	-4.04%
Nucor	Materials	0.23%	-5.08%
Centene	Health Care	0.11%	-5.57%

YTD 2022 - Bottom 10 Performers

Company Name	Sector	Start Weight	Stock Return
Teradyne (Xsc)	Information Technology	0.52%	-53.90%
Signature Bank	Financials	0.84%	-52.98%
Bread Financial	Information Technology	0.72%	-52.19%
Coherent Corp.	Information Technology	0.15%	-49.00%
Pacwest Bancorp	Financials	0.70%	-48.86%
Lam Research	Information Technology	0.56%	-48.57%
Jones Lang Lasalle	Real Estate	1.43%	-43.91%
Silicon Labs.	Information Technology	3.82%	-40.20%
First Amer.Finl.	Financials	1.01%	-39.50%
Evercore A	Financials	2.07%	-38.27%

2VA Life MTD Performance - Oct 01, 2022 to Oct 03, 2022

2VA Life and Factor Index MTD Returns: Oct 01, 2022 to Oct 03, 2022



MTD Oct 2022 - Top 10 Performers

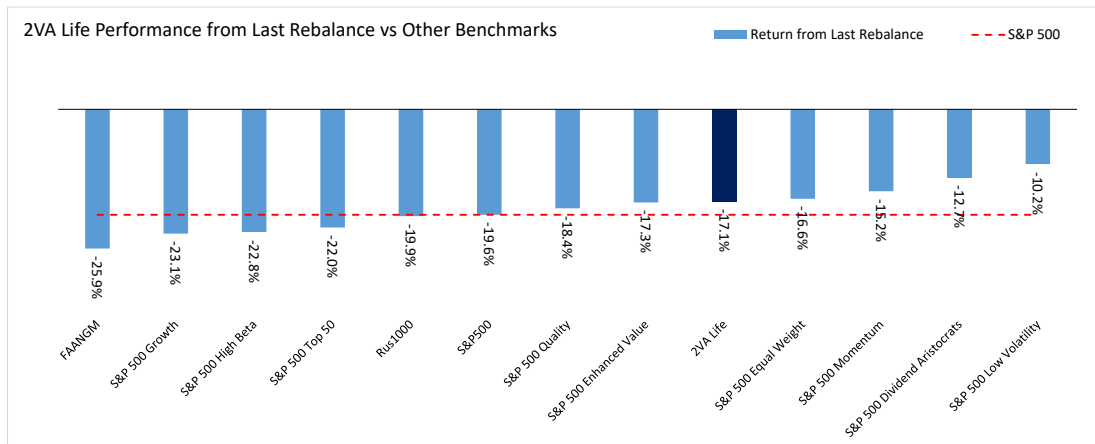
Company Name	Sector	Start Weight	Stock Return
Nucor	Materials	0.24%	6.86%
Lam Research	Information Technology	0.58%	6.47%
Chemours	Materials	1.03%	5.56%
Carter'S	Consumer Discretionary	0.41%	5.02%
Dick'S Sporting Goods	Consumer Discretionary	4.17%	4.95%
Teradyne (Xsc)	Information Technology	0.53%	4.71%
Pultegroup	Consumer Discretionary	0.67%	4.67%
Slm	Financials	1.34%	4.65%
Jones Lang Lasalle	Real Estate	1.45%	4.56%
Tapstry	Consumer Discretionary	0.60%	4.36%

MTD Oct 2022 - Bottom 10 Performers

Company Name	Sector	Start Weight	Stock Return
Renaissancere Hdq.	Financials	1.43%	-2.27%
Navient	Financials	1.04%	-0.68%
Interactive Brokers Group Class "A"	Financials	0.32%	-0.33%
Grand Canyon Education	Consumer Discretionary	2.02%	0.00%
Best Buy	Consumer Discretionary	1.67%	0.52%
Robert Half Intl.	Industrials	1.52%	0.63%
Omnicom Group	Communication Service	1.26%	0.76%
Federated Hermes Class "B"	Financials	1.66%	0.85%
Teradata	Information Technology	0.80%	1.03%
Tyson Foods Class "A"	Consumer Staples	1.04%	1.20%

2VA Life Performance from Last Rebalance - Mar 28, 2022 to Oct 03, 2022

2VA Life and Factor Index Returns: Mar 28, 2022 to Oct 03, 2022



From Last Rebalance - Top 10 Performers

Company Name	Sector	Start Weight	Stock Return
Insperty	Industrials	4.57%	9.67%
Emcor Group	Industrials	2.61%	4.21%
Dick'S Sporting Goods	Consumer Discretionary	4.17%	2.93%
Unitedhealth Group	Health Care	0.61%	1.12%
Medpace Holdings	Health Care	0.89%	0.63%
First Horizon Corp	Financials	0.81%	0.41%
International Bcsh.	Financials	1.10%	-0.06%
Federated Hermes Class "B"	Financials	1.66%	-0.50%
Molina Healthcare	Health Care	5.04%	-0.96%
Manhattan Assocs.	Information Technology	0.91%	-2.73%

From Last Rebalance - Bottom 10 Performers

Company Name	Sector	Start Weight	Stock Return
Coherent Corp.	Information Technology	0.15%	-50.69%
Signature Bank	Financials	0.85%	-47.99%
Pacwest Bancorp	Financials	0.69%	-47.87%
Bread Financial	Information Technology	0.71%	-42.34%
Teradata	Information Technology	0.80%	-37.23%
Teradyne (Xsc)	Information Technology	0.53%	-35.85%
Robert Half Intl.	Industrials	1.52%	-33.60%
Jones Lang Lasalle	Real Estate	1.45%	-33.43%
Live Nation Entm.	Communication Service	1.21%	-33.36%
Best Buy	Consumer Discretionary	1.67%	-32.55%