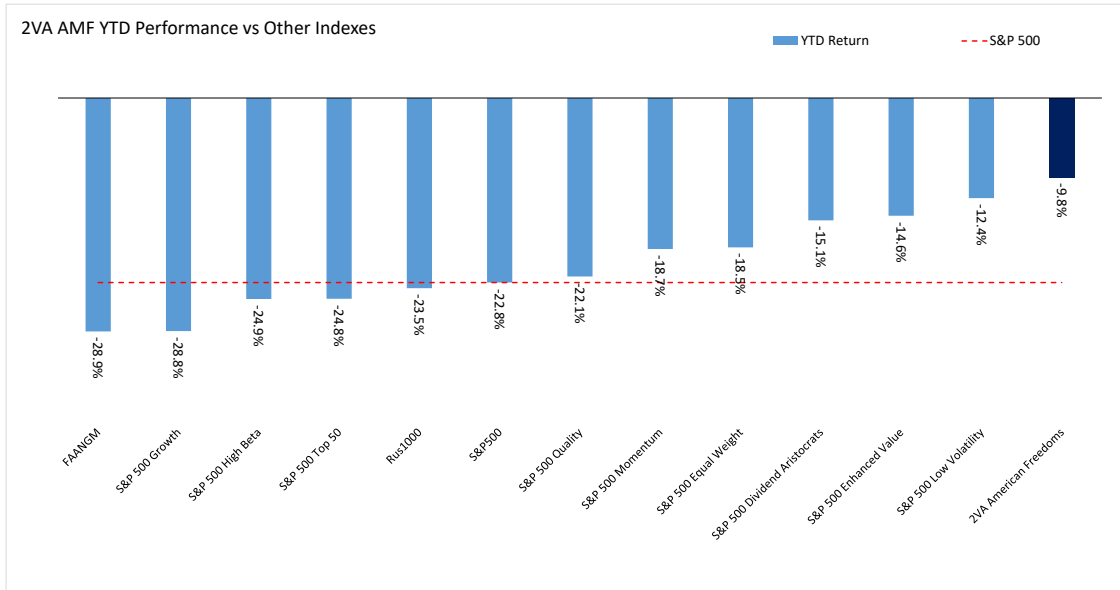


**2VA AMF YTD Performance - Jan 01, 2022 to Oct 03, 2022**  
**2VA AMF and Factor Index YTD Returns: Jan 01, 2022 to Oct 03, 2022**



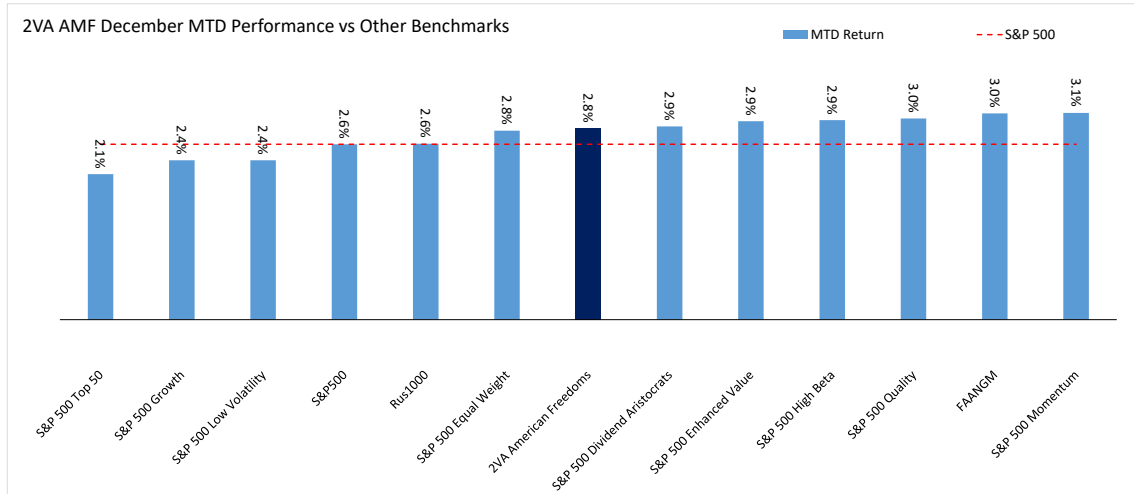
**YTD 2022 - Top 10 Performers**

Company Name	Sector	Start Weight	Stock Return
First Horizon Corp	Financials	1.20%	44.94%
Cf Industries Hdq.	Materials	0.74%	43.40%
Cigna	Health Care	0.19%	26.71%
Archer Daniels Midland	Consumer Staples	0.97%	24.64%
M&T Bank	Financials	2.74%	20.27%
Cullen Fo.Bankers	Financials	0.12%	9.49%
Molina Healthcare	Health Care	5.89%	6.68%
International Bcsh.	Financials	1.52%	4.71%
Commercial Mtls.	Materials	1.04%	4.67%
Qualys	Information Technology	0.18%	4.25%

**YTD 2022 - Bottom 10 Performers**

Company Name	Sector	Start Weight	Stock Return
Teradyne (Xsc)	Information Technology	0.78%	-51.72%
Signature Bank	Financials	1.10%	-51.12%
Pacwest Bancorp	Financials	0.92%	-47.66%
Coherent Corp.	Information Technology	0.32%	-46.99%
Ciena	Information Technology	0.33%	-46.38%
Mercury General	Financials	0.11%	-44.54%
Tri Pointe Homes Inc	Consumer Discretionary	0.21%	-43.74%
Jones Lang Lasalle	Real Estate	1.81%	-41.35%
Adient	Consumer Discretionary	2.62%	-39.62%
Silicon Labs.	Information Technology	4.55%	-37.68%

**2VA AMF MTD Performance - Oct 01, 2022 to Oct 03, 2022**  
**2VA AMF and Factor Index MTD Returns: Oct 01, 2022 to Oct 03, 2022**



**MTD Oct 2022 - Top 10 Performers**

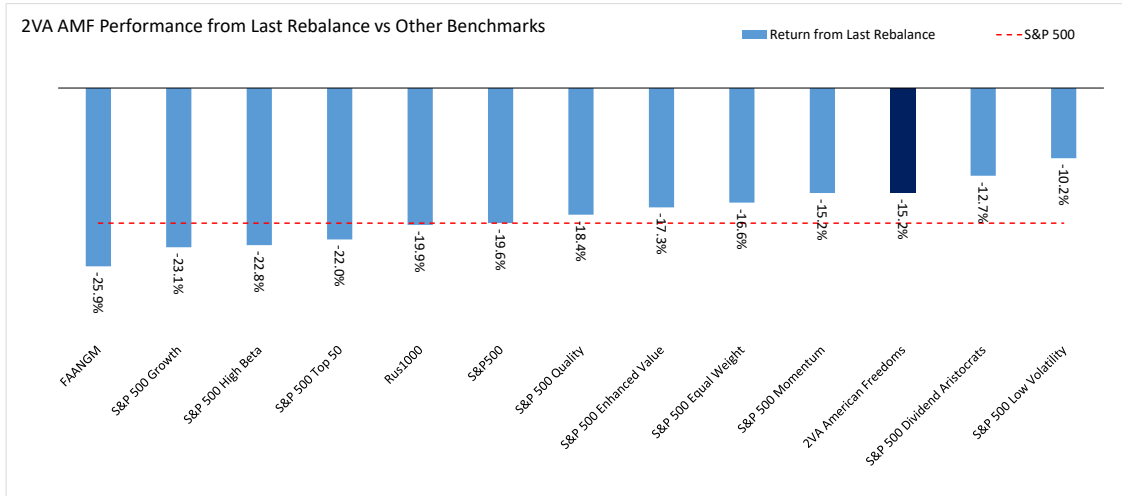
Company Name	Sector	Start Weight	Stock Return
Interdigital	Information Technology	0.05%	18.28%
Freeport-Mcmoran	Materials	0.08%	7.35%
Nucor	Materials	0.48%	6.86%
Commercial Mtls.	Materials	1.04%	5.89%
Carter'S	Consumer Discretionary	0.68%	5.02%
Teradyne (Xsc)	Information Technology	0.78%	4.71%
Pultegroup	Consumer Discretionary	1.01%	4.67%
Kla	Information Technology	0.61%	4.59%
Jones Lang Lasalle	Real Estate	1.81%	4.56%
Borgwarner	Consumer Discretionary	0.16%	4.30%

**MTD Oct 2022 - Bottom 10 Performers**

Company Name	Sector	Start Weight	Stock Return
Renaissancere Hdq.	Financials	1.86%	-2.27%
Interactive Brokers Group Class "A"	Financials	0.65%	-0.33%
Mercury General	Financials	0.11%	-0.07%
Grand Canyon Education	Consumer Discretionary	2.50%	0.00%
Federated Hermes Class "B"	Financials	2.13%	0.85%
Teradata	Information Technology	1.08%	1.03%
First Horizon Corp	Financials	1.20%	1.35%
International Bcsh.	Financials	1.52%	1.62%
Trustmark	Financials	0.24%	1.63%
Jabil	Information Technology	1.88%	1.85%

## 2VA AMF Performance from Last Rebalance - Mar 28, 2022 to Oct 03, 2022

### 2VA AMF and Factor Index Returns: Mar 28, 2022 to Oct 03, 2022



#### From Last Rebalance - Top 10 Performers

Company Name	Sector	Start Weight	Stock Return
Cigna	Health Care	0.19%	18.85%
Inspirety	Industrials	5.40%	9.67%
Home Bancshares	Financials	0.43%	2.46%
M&T Bank	Financials	2.74%	2.25%
Trustmark	Financials	0.24%	1.55%
Qualys	Information Technology	0.18%	0.79%
Medpace Holdings	Health Care	1.30%	0.63%
First Horizon Corp	Financials	1.20%	0.41%
International Bcsh.	Financials	1.52%	-0.06%
Federated Hermes Class "B"	Financials	2.13%	-0.50%

#### From Last Rebalance - Bottom 10 Performers

Company Name	Sector	Start Weight	Stock Return
Coherent Corp.	Information Technology	0.32%	-50.69%
Signature Bank	Financials	1.10%	-47.99%
Pacwest Bancorp	Financials	0.92%	-47.87%
Mercury General	Financials	0.11%	-47.11%
Freeport-Mcmoran	Materials	0.08%	-41.12%
Teradata	Information Technology	1.08%	-37.23%
Teradyne (Xsc)	Information Technology	0.78%	-35.85%
Jones Lang Lasalle	Real Estate	1.81%	-33.43%
Live Nation Entm.	Communication Services	1.54%	-33.36%
Ciena	Information Technology	0.33%	-31.92%