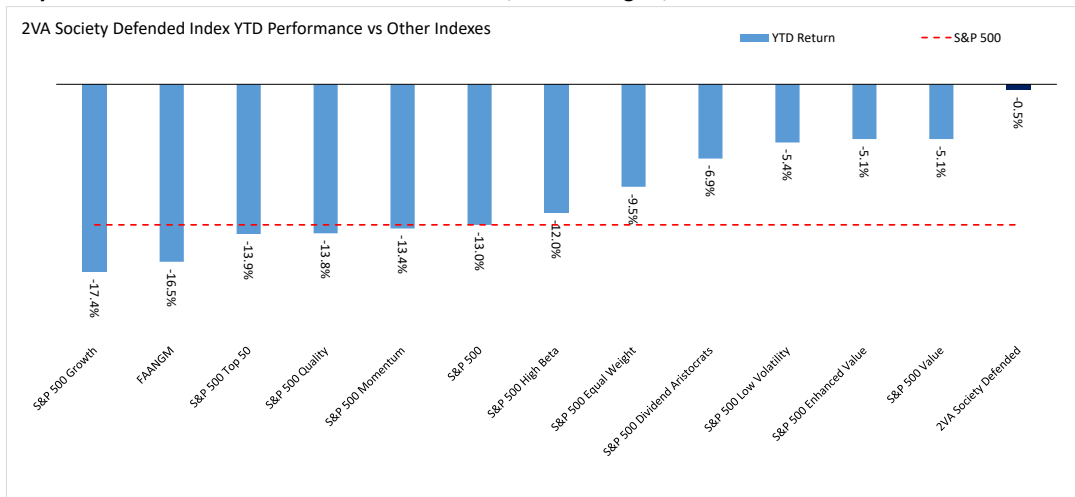


2VA Society Defended Index YTD Performance - Jan 01, 2022 to Aug 05, 2022

2VA Society Defended and Factor Index YTD Returns: Jan 01, 2022 to Aug 05, 2022



YTD 2021 - Top 10 Performers

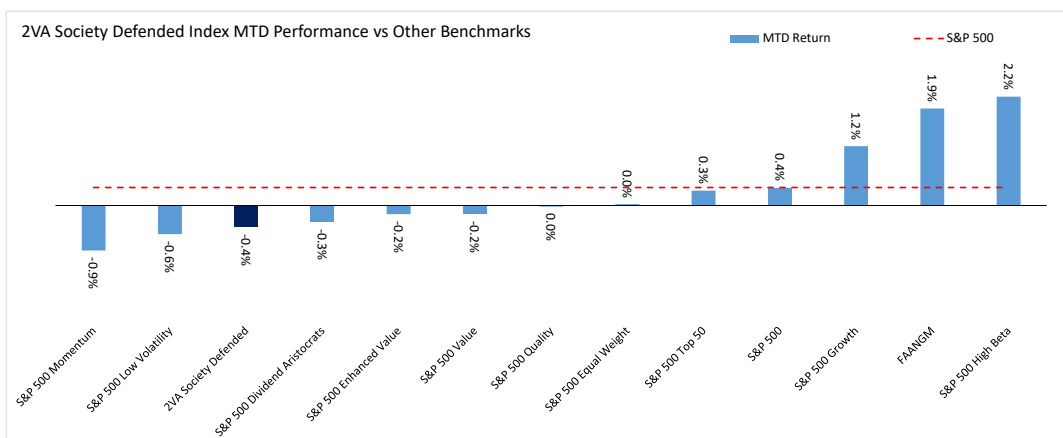
Company Name	Sector	Start Weight	Stock Return
First Horizon Corp	Financials	0.41%	42.69%
Mckesson	Health Care	3.19%	39.91%
Commercial Mtls.	Materials	0.38%	12.64%
Unitedhealth Group	Health Care	0.19%	7.25%
Amerisourcebergen	Health Care	1.50%	7.01%
International Bcsh.	Financials	0.78%	5.84%
Chemours	Materials	1.07%	4.38%
Paccar	Industrials	0.42%	4.04%
Raymond James Finl.	Financials	3.05%	2.94%
Molina Healthcare	Health Care	5.23%	2.15%

YTD 2021 - Bottom 10 Performers

Company Name	Sector	Start Weight	Stock Return
Teradyne, Inc.	Information Technology	0.33%	-46.81%
Bread Financial	Information Technology	0.68%	-41.95%
Signature Bank	Financials	0.87%	-41.68%
Janus Henderson Group	Financials	2.50%	-38.94%
Teradyne (Xsc)	Information Technology	0.37%	-38.27%
Pacwest Bancorp	Financials	0.66%	-37.41%
Kohl'S	Consumer Discretionary	0.03%	-36.82%
Jones Lang Lasalle	Real Estate	1.63%	-35.10%
Adient	Consumer Discretionary	2.49%	-30.97%
Robert Half Intl.	Industrials	1.48%	-28.67%

2VA Society Defended Index MTD Performance - Jul 30, 2022 to Aug 05, 2022

2VA Society Defended and Factor Index MTD Returns: Jul 30, 2022 to Aug 05, 2022



MTD Aug 2022 - Top 10 Performers

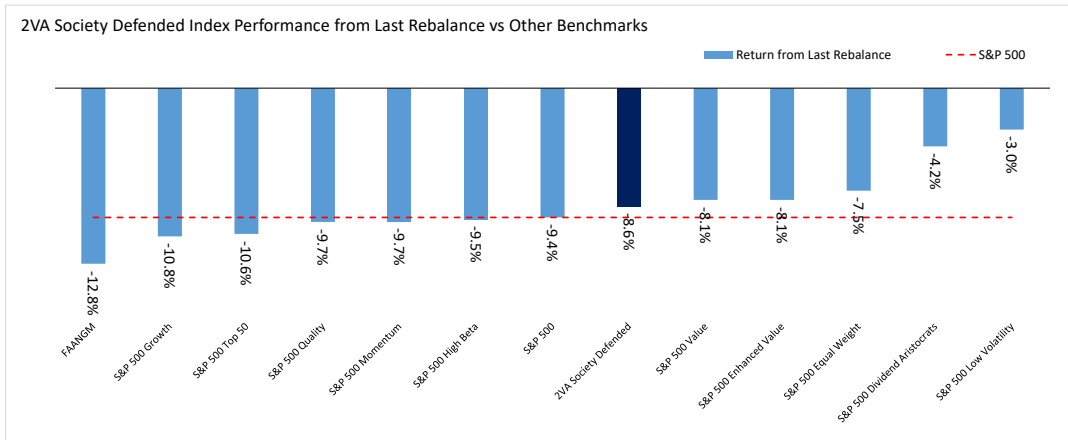
Company Name	Sector	Start Weight	Stock Return
Arista Networks	Information Technology	1.59%	8.62%
Kohl'S	Consumer Discretionary	0.03%	4.84%
Dick'S Sporting Goods	Consumer Discretionary	3.74%	4.23%
Raymond James Finl.	Financials	3.05%	3.89%
Lam Research	Information Technology	0.39%	3.89%
Silicon Labs.	Information Technology	4.72%	3.27%
Manhattan Assocs.	Information Technology	0.56%	3.08%
Jabil	Information Technology	1.20%	3.00%
Umb Financial	Financials	1.47%	2.97%
Live Nation Entm.	Communication Services	1.27%	2.95%

MTD Aug 2022 - Bottom 10 Performers

Company Name	Sector	Start Weight	Stock Return
Kohl's Corporation	Consumer Discretionary	0.03%	-17.60%
Grand Canyon Education	Consumer Discretionary	2.26%	-11.87%
Fortinet	Information Technology	1.24%	-10.49%
Jones Lang Lasalle	Real Estate	1.63%	-8.32%
Teradata	Information Technology	0.74%	-6.74%
Loews	Financials	0.22%	-5.37%
First Amer.Finl.	Financials	0.99%	-4.47%
American Finl.Gp.Ohio	Financials	0.86%	-4.18%
Navient	Financials	0.87%	-3.95%
Amerisourcebergen	Health Care	1.50%	-3.17%

2VA Society Defended Index Performance from Last Rebalance - Mar 28, 2022 to Aug 05, 2022

2VA Society Defended and Factor Index Returns: Mar 28, 2022 to Aug 05, 2022



From Last Rebalance - Top 10 Performers

Company Name	Sector	Start Weight	Stock Return
Deckers Outdoor	Consumer Discretionary	2.36%	15.14%
Insperty	Industrials	5.00%	13.06%
Mckesson	Health Care	3.19%	12.54%
Chemours	Materials	1.07%	9.73%
Unitedhealth Group	Health Care	0.19%	4.63%
Manhattan Assocs.	Information Technology	0.56%	4.02%
Medpace Holdings	Health Care	0.53%	3.67%
Mgic Investment	Financials	1.70%	3.40%
Nasdaq	Financials	0.19%	2.95%
Vishay Intertechnology	Information Technology	0.77%	2.92%

From Last Rebalance - Bottom 10 Performers

Company Name	Sector	Start Weight	Stock Return
Teradata Corporation	Information Technology	0.74%	-30.99%
Kohl'S	Consumer Discretionary	0.03%	-49.31%
Signature Bank	Financials	0.87%	-37.95%
Pacwest Bancorp	Financials	0.66%	-37.65%
Robert Half Intl.	Industrials	1.48%	-32.35%
Bread Financial	Information Technology	0.68%	-31.52%
Teradata	Information Technology	0.74%	-28.57%
Janus Henderson Group	Financials	2.50%	-27.41%
Jones Lang Lasalle	Real Estate	1.63%	-26.33%
Charles Schwab	Financials	0.51%	-24.27%