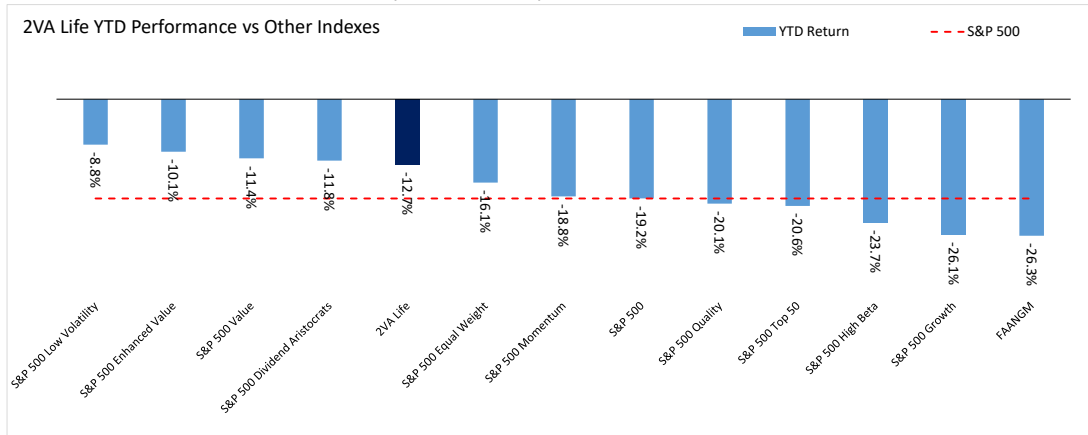


2VA Life YTD Performance - Jan 01, 2022 to Jul 05, 2022

2VA Life and Factor Index YTD Returns: Jan 01, 2022 to Jul 05, 2022



YTD 2022 - Top 10 Performers

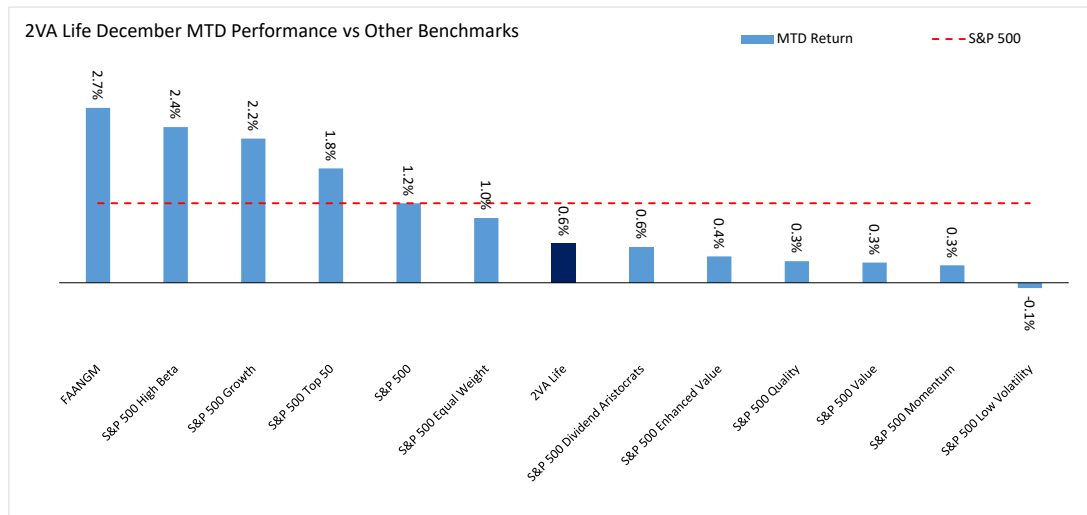
Company Name	Sector	Start Weight	Stock Return
First Horizon Corporation	Financials	0.77%	37.85%
American Financial Group, Inc.	Financials	1.19%	9.29%
Grand Canyon Education, Inc.	Consumer Discretionary	2.33%	9.03%
Cincinnati Financial Corporation	Financials	0.04%	5.68%
Centene Corporation	Health Care	0.11%	2.85%
Loews Corporation	Financials	0.61%	1.45%
UnitedHealth Group Incorporated	Health Care	0.61%	1.27%
Tyson Foods, Inc.	Consumer Staples	1.35%	-0.58%
International Bancshares Corporation	Financials	1.03%	-2.29%
Aflac Incorporated	Financials	0.42%	-3.63%

YTD 2022 - Bottom 10 Performers

Company Name	Sector	Start Weight	Stock Return
Teradyne, Inc.	Information Technology	0.61%	-46.81%
Lam Research Corporation	Information Technology	0.64%	-45.58%
Bread Financial Holdings, Inc.	Information Technology	0.82%	-44.08%
Silicon Laboratories Inc.	Information Technology	4.25%	-42.21%
Signature Bank	Financials	0.98%	-41.19%
PacWest Bancorp	Financials	0.81%	-38.15%
Arista Networks, Inc.	Information Technology	1.40%	-33.11%
Jones Lang LaSalle Incorporated	Real Estate	1.62%	-32.94%
Lincoln National Corporation	Financials	1.87%	-30.27%
Robert Half International Inc.	Industrials	1.49%	-30.14%

2VA Life MTD Performance - Jul 01, 2022 to Jul 05, 2022

2VA Life and Factor Index MTD Returns: Jul 01, 2022 to Jul 05, 2022



MTD Jul 2022 - Top 10 Performers

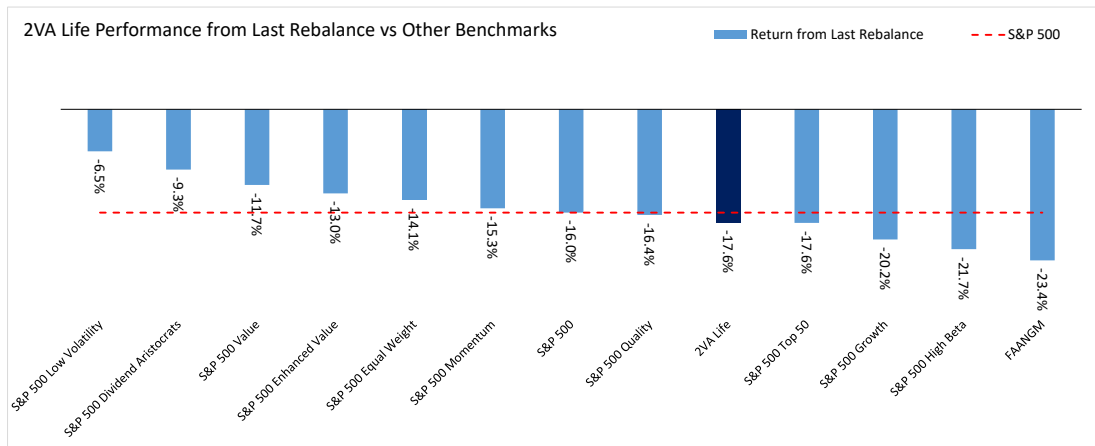
Company Name	Sector	Start Weight	Stock Return
PulteGroup, Inc.	Consumer Discretionary	0.68%	10.32%
NVR, Inc.	Consumer Discretionary	2.86%	9.11%
DICK'S Sporting Goods, Inc.	Consumer Discretionary	2.88%	7.48%
Best Buy Co., Inc.	Consumer Discretionary	1.72%	7.35%
Signature Bank	Financials	0.98%	5.71%
Manhattan Associates, Inc.	Information Technology	0.77%	5.29%
Medpace Holdings, Inc.	Health Care	0.84%	4.70%
Navient Corporation	Financials	1.00%	4.36%
Fortinet, Inc.	Information Technology	1.39%	4.28%
Teradata Corporation	Information Technology	0.95%	4.00%

MTD Jul 2022 - Bottom 10 Performers

Company Name	Sector	Start Weight	Stock Return
Silicon Laboratories Inc.	Information Technology	4.25%	-14.93%
Lam Research Corporation	Information Technology	0.64%	-8.77%
The Chemours Company	Materials	1.28%	-6.03%
II-VI Incorporated	Information Technology	0.21%	-5.12%
Lumentum Holdings Inc.	Information Technology	1.32%	-3.56%
RenaissanceRe Holdings Ltd.	Financials	1.64%	-3.36%
Hewlett Packard Enterprise Company	Information Technology	1.94%	-3.24%
Teradyne, Inc.	Information Technology	0.61%	-3.06%
Vishay Intertechnology, Inc.	Information Technology	0.97%	-3.03%
AECOM	Industrials	0.21%	-2.01%

2VA Life Performance from Last Rebalance - Mar 28, 2022 to Jul 05, 2022

2VA Life and Factor Index Returns: Mar 28, 2022 to Jul 05, 2022



From Last Rebalance - Top 10 Performers

Company Name	Sector	Start Weight	Stock Return
Insperty, Inc.	Industrials	4.35%	3.79%
PulteGroup, Inc.	Consumer Discretionary	0.68%	0.46%
Centene Corporation	Health Care	0.11%	-0.57%
Tyson Foods, Inc.	Consumer Staples	1.35%	-0.63%
UnitedHealth Group Incorporated	Health Care	0.61%	-1.20%
American Financial Group, Inc.	Financials	1.19%	-1.22%
Medpace Holdings, Inc.	Health Care	0.84%	-1.94%
RenaissanceRe Holdings Ltd.	Financials	1.64%	-2.13%
Grand Canyon Education, Inc.	Consumer Discretionary	2.33%	-3.78%
The Chemours Company	Materials	1.28%	-4.27%

From Last Rebalance - Bottom 10 Performers

Company Name	Sector	Start Weight	Stock Return
PacWest Bancorp	Financials	0.81%	-38.39%
Signature Bank	Financials	0.98%	-37.43%
II-VI Incorporated	Information Technology	0.21%	-34.20%
Bread Financial Holdings, Inc.	Information Technology	0.82%	-34.03%
Robert Half International Inc.	Industrials	1.49%	-33.74%
Nucor Corporation	Materials	0.22%	-31.47%
Arista Networks, Inc.	Information Technology	1.40%	-31.02%
Lam Research Corporation	Information Technology	0.64%	-30.01%
Lincoln National Corporation	Financials	1.87%	-29.70%
Teradyne, Inc.	Information Technology	0.61%	-29.32%