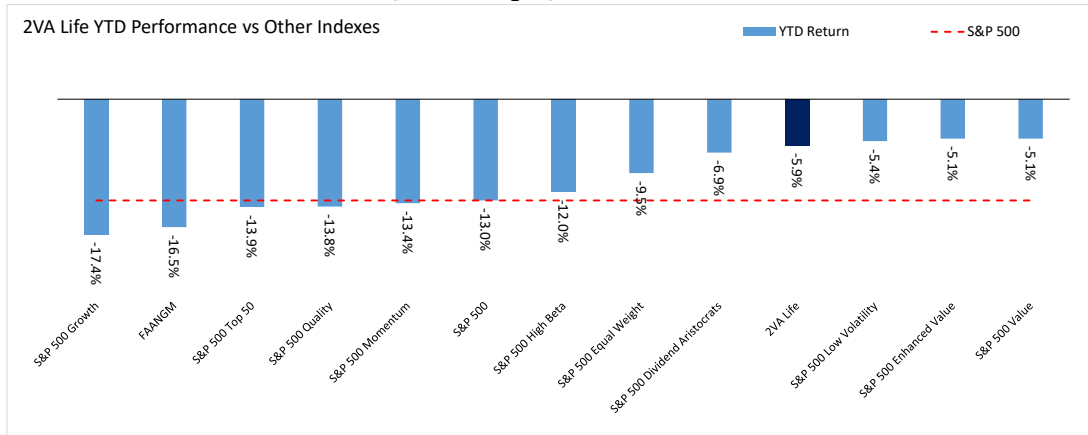


**2VA Life YTD Performance - Jan 01, 2022 to Aug 05, 2022**

**2VA Life and Factor Index YTD Returns: Jan 01, 2022 to Aug 05, 2022**



**YTD 2022 - Top 10 Performers**

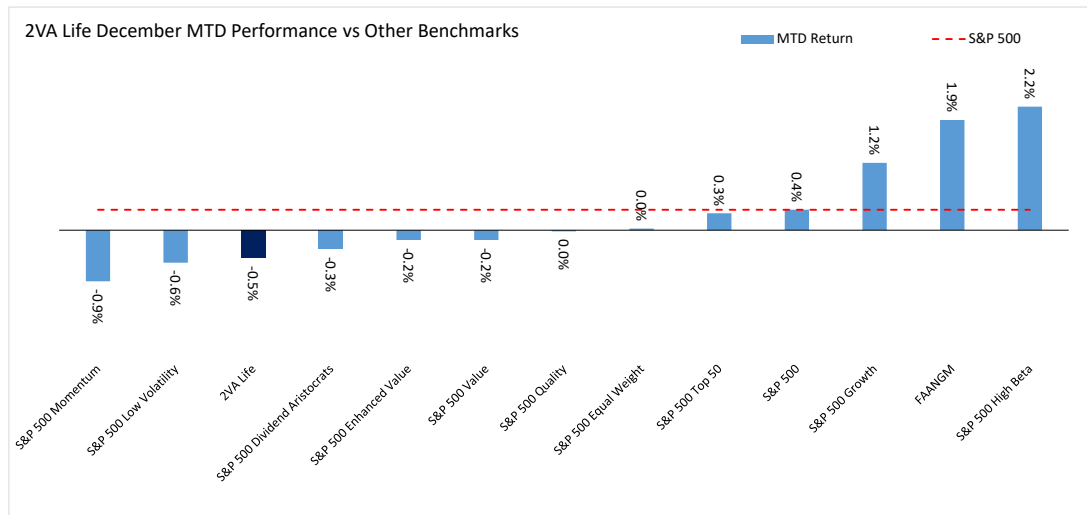
Company Name	Sector	Start Weight	Stock Return
First Horizon Corp	Financials	0.72%	42.69%
Nucor	Materials	0.26%	20.66%
Centene	Health Care	0.11%	12.92%
Unitedhealth Group	Health Care	0.60%	7.25%
International Bcsh.	Financials	1.04%	5.84%
Chemours	Materials	1.31%	4.38%
Aflac	Financials	0.40%	3.15%
Raymond James Finl.	Financials	2.77%	2.94%
Molina Healthcare	Health Care	4.50%	2.15%
American Finl.Gp.Ohio	Financials	1.05%	1.51%

**YTD 2022 - Bottom 10 Performers**

Company Name	Sector	Start Weight	Stock Return
Bread Financial	Information Technology	0.81%	-41.95%
Signature Bank	Financials	0.93%	-41.68%
Teradyne (Xsc)	Information Technology	0.63%	-38.27%
Pacwest Bancorp	Financials	0.78%	-37.41%
Jones Lang Lasalle	Real Estate	1.62%	-35.10%
Lincoln National	Financials	1.89%	-31.15%
Robert Half Intl.	Industrials	1.45%	-28.67%
First Amer.Finl.	Financials	1.14%	-28.02%
Lam Research	Information Technology	0.69%	-27.22%
Silicon Labs.	Information Technology	4.10%	-26.22%

**2VA Life MTD Performance - Jul 30, 2022 to Aug 05, 2022**

**2VA Life and Factor Index MTD Returns: Jul 30, 2022 to Aug 05, 2022**



**MTD Aug 2022 - Top 10 Performers**

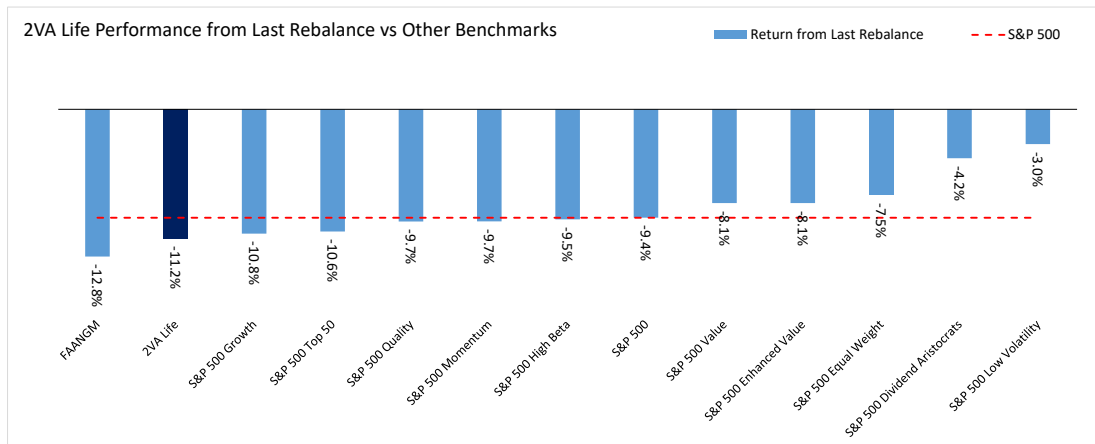
Company Name	Sector	Start Weight	Stock Return
Arista Networks	Information Technology	1.60%	8.62%
Cvs Health	Health Care	0.65%	6.88%
Interactive Brokers Group Class "A"	Financials	0.27%	4.65%
Dick'S Sporting Goods	Consumer Discretionary	3.29%	4.23%
Raymond James Finl.	Financials	2.77%	3.89%
Lam Research	Information Technology	0.69%	3.89%
Aflac	Financials	0.40%	3.72%
Silicon Labs.	Information Technology	4.10%	3.27%
Manhattan Assocs.	Information Technology	0.87%	3.08%
Jabil	Information Technology	1.34%	3.00%

**MTD Aug 2022 - Bottom 10 Performers**

Company Name	Sector	Start Weight	Stock Return
Grand Canyon Education	Consumer Discretionary	2.18%	-11.87%
Lincoln National	Financials	1.89%	-10.52%
Fortinet	Information Technology	1.35%	-10.49%
Jones Lang Lasalle	Real Estate	1.62%	-8.32%
Teradata	Information Technology	0.90%	-6.74%
Loews	Financials	0.55%	-5.37%
First Amer.Finl.	Financials	1.14%	-4.47%
American Finl.Gp.Ohio	Financials	1.05%	-4.18%
Navient	Financials	1.08%	-3.95%
Bread Financial	Information Technology	0.81%	-3.13%

## 2VA Life Performance from Last Rebalance - Mar 28, 2022 to Aug 05, 2022

### 2VA Life and Factor Index Returns: Mar 28, 2022 to Aug 05, 2022



#### From Last Rebalance - Top 10 Performers

Company Name	Sector	Start Weight	Stock Return
Insperty	Industrials	4.39%	13.06%
Chemours	Materials	1.31%	9.73%
Centene	Health Care	0.11%	9.16%
Unitedhealth Group	Health Care	0.60%	4.63%
Manhattan Assocs.	Information Technology	0.87%	4.02%
Medpace Holdings	Health Care	0.87%	3.67%
Vishay Intertechnology	Information Technology	1.03%	2.92%
Federated Hermes Class "B"	Financials	1.57%	1.41%
Tyson Foods Class "A"	Consumer Staples	1.27%	1.30%
International Bcsh.	Financials	1.04%	1.03%

#### From Last Rebalance - Bottom 10 Performers

Company Name	Sector	Start Weight	Stock Return
Signature Bank	Financials	0.93%	-37.95%
Pacwest Bancorp	Financials	0.78%	-37.65%
Robert Half Intl.	Industrials	1.45%	-32.35%
Bread Financial	Information Technology	0.81%	-31.52%
Lincoln National	Financials	1.89%	-30.59%
Teradata	Information Technology	0.90%	-28.57%
Cincinnati Finl.	Financials	0.03%	-27.94%
li Vi	Information Technology	0.20%	-27.87%
Jones Lang Lasalle	Real Estate	1.62%	-26.33%
Fifth Third Bancorp	Financials	1.83%	-23.14%