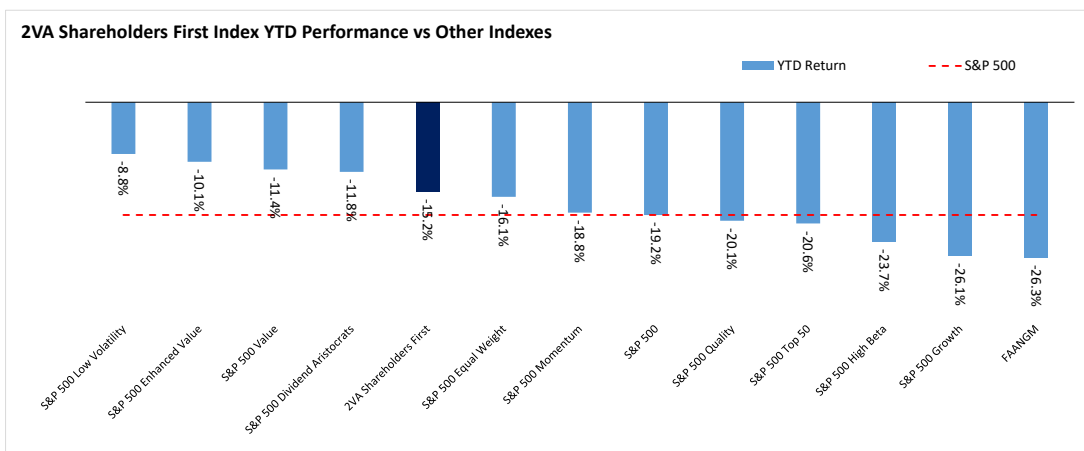


## 2VA Shareholders First Index YTD Performance - Jan 01, 2022 to Jul 05, 2022

2VA Shareholders First and Factor Index YTD Returns: Jan 01, 2022 to Jul 05, 2022



### YTD 2022 - Top 10 Performers

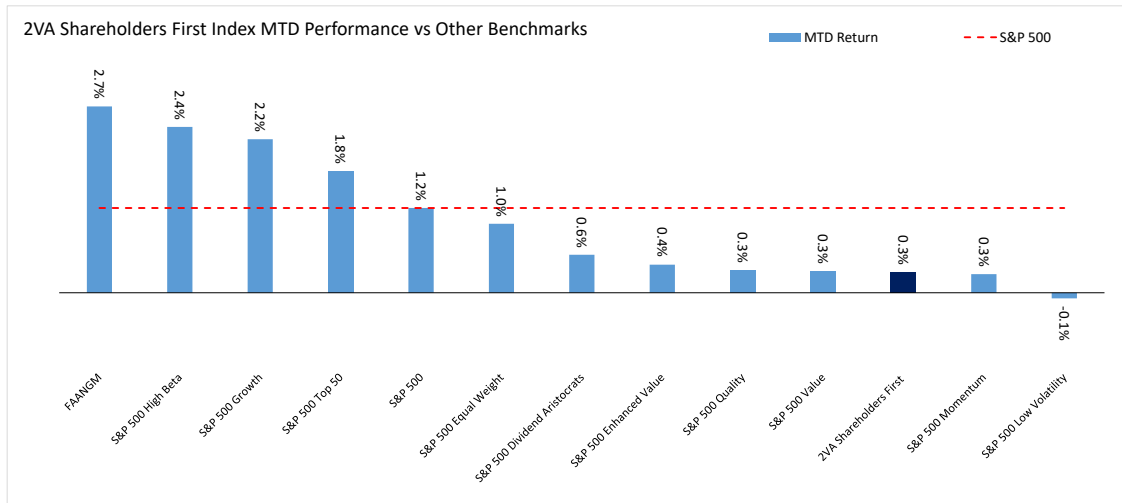
Company Name	Sector	Start Weight	Stock Return
First Horizon Corporation	Financials	2.44%	37.85%
EOG Resources, Inc.	Energy	0.19%	22.28%
American Financial Group, Inc.	Financials	2.97%	9.29%
Grand Canyon Education, Inc.	Consumer Discretionary	4.49%	9.03%
Cincinnati Financial Corporation	Financials	1.40%	5.68%
Centene Corporation	Health Care	1.68%	2.85%
International Bancshares Corporation	Financials	2.74%	-2.29%
Qualys, Inc.	Information Technology	1.26%	-4.54%
Cullen/Frost Bankers, Inc.	Financials	1.08%	-5.39%
Commvault Systems, Inc.	Information Technology	0.61%	-7.41%

### YTD 2022 - Bottom 10 Performers

Company Name	Sector	Start Weight	Stock Return
NVIDIA Corporation	Information Technology	0.25%	-49.10%
Teradyne, Inc.	Information Technology	1.90%	-46.81%
PVH Corp.	Consumer Discretionary	0.57%	-46.05%
Silicon Laboratories Inc.	Information Technology	6.88%	-42.21%
Signature Bank	Financials	2.16%	-41.19%
Tri Pointe Homes, Inc.	Consumer Discretionary	1.22%	-34.92%
Arista Networks, Inc.	Information Technology	2.85%	-33.11%
Jones Lang LaSalle Incorporated	Real Estate	3.23%	-32.94%
D.R. Horton, Inc.	Consumer Discretionary	0.07%	-32.76%
KB Home	Consumer Discretionary	0.86%	-31.10%

## 2VA Shareholders First Index MTD Performance - Jul 01, 2022 to Jul 05, 2022

2VA Shareholders First and Factor Index MTD Returns: Jul 01, 2022 to Jul 05, 2022



### MTD Jul 2022 - Top 10 Performers

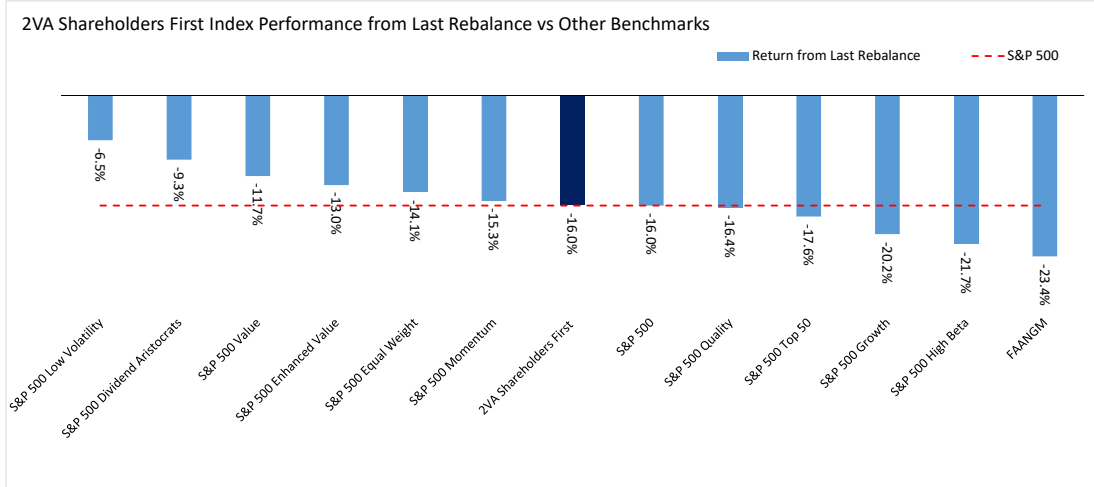
Company Name	Sector	Start Weight	Stock Return
D.R. Horton, Inc.	Consumer Discretionary	0.07%	9.53%
NVR, Inc.	Consumer Discretionary	5.01%	9.11%
Taylor Morrison Home Corporation	Consumer Discretionary	1.03%	8.01%
Tri Pointe Homes, Inc.	Consumer Discretionary	1.22%	7.59%
KB Home	Consumer Discretionary	0.86%	7.41%
Signature Bank	Financials	2.16%	5.71%
Manhattan Associates, Inc.	Information Technology	2.29%	5.29%
ServiceNow, Inc.	Information Technology	0.21%	4.29%
Teradata Corporation	Information Technology	2.36%	4.00%
Qualys, Inc.	Information Technology	1.26%	3.84%

### MTD Jul 2022 - Bottom 10 Performers

Company Name	Sector	Start Weight	Stock Return
Silicon Laboratories Inc.	Information Technology	6.88%	-14.93%
EOG Resources, Inc.	Energy	0.19%	-5.09%
Monolithic Power Systems, Inc.	Information Technology	0.11%	-3.98%
Lumentum Holdings Inc.	Information Technology	2.94%	-3.56%
RenaissanceRe Holdings Ltd.	Financials	3.69%	-3.36%
Teradyne, Inc.	Information Technology	1.90%	-3.06%
Vishay Intertechnology, Inc.	Information Technology	2.59%	-3.03%
Caterpillar Inc.	Industrials	0.65%	-2.80%
Arrow Electronics, Inc.	Information Technology	0.35%	-2.53%
AGCO Corporation	Industrials	0.72%	-2.17%

## 2VA Shareholders First Index Performance from Last Rebalance - Mar 28, 2022 to Jul 05, 2022

2VA Shareholders First and Factor Index Returns: Mar 28, 2022 to Jul 05, 2022



### From Last Rebalance - Top 10 Performers

Company Name	Sector	Start Weight	Stock Return
Centene Corporation	Health Care	1.68%	-0.57%
American Financial Group, Inc.	Financials	2.97%	-1.22%
RenaissanceRe Holdings Ltd.	Financials	3.69%	-2.13%
InterDigital, Inc.	Information Technology	1.20%	-3.44%
Grand Canyon Education, Inc.	Consumer Discretionary	4.49%	-3.78%
Commvault Systems, Inc.	Information Technology	0.61%	-4.28%
First Horizon Corporation	Financials	2.44%	-4.50%
Federated Hermes, Inc.	Financials	3.48%	-4.62%
NVR, Inc.	Consumer Discretionary	5.01%	-5.81%
International Bancshares Corporation	Financials	2.74%	-6.74%

### From Last Rebalance - Bottom 10 Performers

Company Name	Sector	Start Weight	Stock Return
NVIDIA Corporation	Information Technology	0.25%	-46.96%
Signature Bank	Financials	2.16%	-37.43%
AGCO Corporation	Industrials	0.72%	-32.46%
PVH Corp.	Consumer Discretionary	0.57%	-31.79%
Arista Networks, Inc.	Information Technology	2.85%	-31.02%
Teradyne, Inc.	Information Technology	1.90%	-29.32%
Live Nation Entertainment, Inc.	Communication Services	2.74%	-27.33%
Monolithic Power Systems, Inc.	Information Technology	0.11%	-25.91%
KeyCorp	Financials	0.46%	-25.09%
Jones Lang LaSalle Incorporated	Real Estate	3.23%	-23.87%