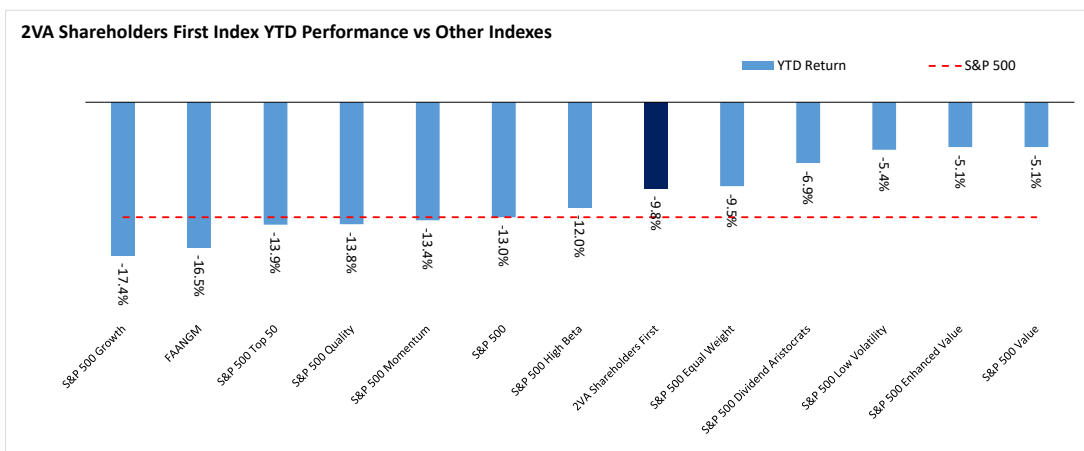


## 2VA Shareholders First Index YTD Performance - Jan 01, 2022 to Aug 05, 2022

2VA Shareholders First and Factor Index YTD Returns: Jan 01, 2022 to Aug 05, 2022



### YTD 2022 - Top 10 Performers

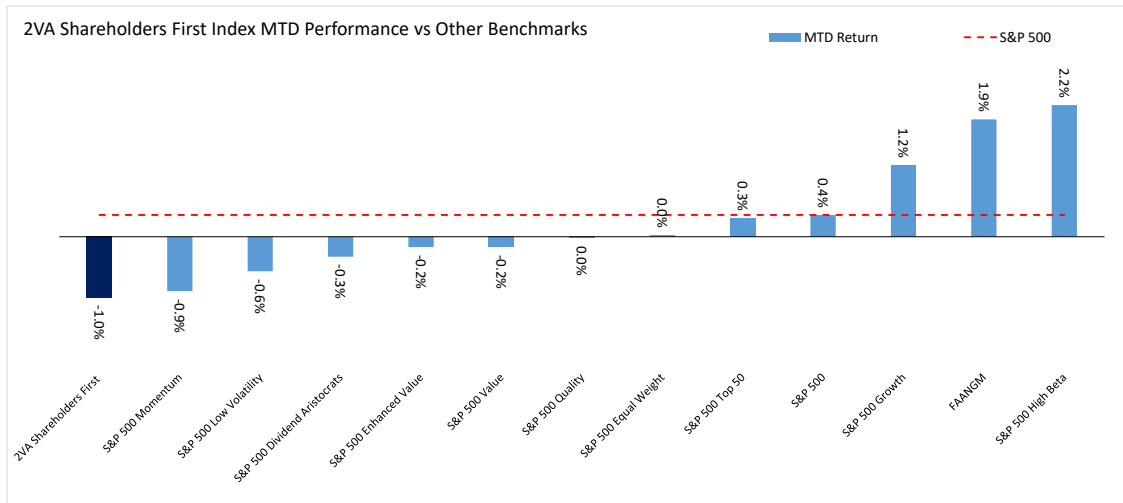
Company Name	Sector	Start Weight	Stock Return
First Horizon Corp	Financials	2.31%	42.69%
Eog Res.	Energy	0.18%	25.78%
Centene	Health Care	1.71%	12.92%
Monolithic Pwr.Sys.	Information Technology	0.13%	8.27%
International Bcsh.	Financials	2.79%	5.84%
Cullen Fo.Bankers	Financials	1.12%	5.58%
Molina Healthcare	Health Care	7.23%	2.15%
American Finl.Gp.Ohio	Financials	2.66%	1.51%
Grand Canyon Education	Consumer Discretionary	4.25%	-1.21%
Vishay Intertechnology	Information Technology	2.79%	-4.34%

### YTD 2022 - Bottom 10 Performers

Company Name	Sector	Start Weight	Stock Return
Signature Bank	Financials	2.08%	-41.68%
Pvh	Consumer Discretionary	0.58%	-39.57%
Teradyne (Xsc)	Information Technology	1.99%	-38.27%
Mercury General	Financials	1.02%	-37.48%
Tri Pointe Homes Inc	Consumer Discretionary	1.24%	-35.57%
Nvidia	Information Technology	0.28%	-35.41%
Jones Lang Lasalle	Real Estate	3.27%	-35.10%
QuidelOrtho Corporation	Health Care	0.66%	-31.70%
D R Horton	Consumer Discretionary	0.08%	-28.97%
Kb Home	Consumer Discretionary	0.92%	-28.21%

## 2VA Shareholders First Index MTD Performance - Jul 30, 2022 to Aug 05, 2022

2VA Shareholders First and Factor Index MTD Returns: Jul 30, 2022 to Aug 05, 2022



### MTD Aug 2022 - Top 10 Performers

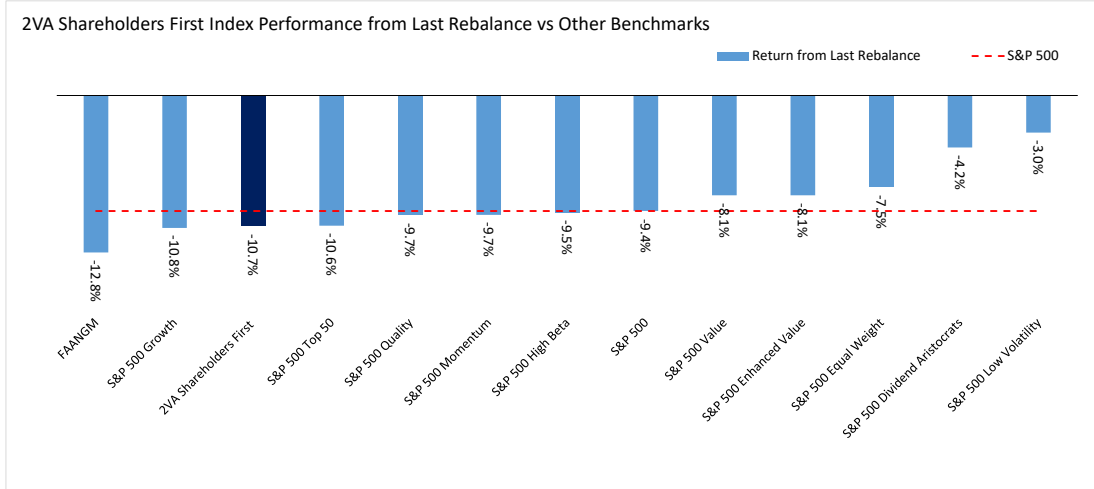
Company Name	Sector	Start Weight	Stock Return
Monolithic Pwr.Sys.	Information Technology	0.13%	14.55%
Servicenow	Information Technology	0.18%	10.79%
Arista Networks	Information Technology	3.29%	8.62%
Interactive Brokers Group Class "A"	Financials	1.63%	4.65%
Nvidia	Information Technology	0.28%	4.55%
Qualys	Information Technology	1.13%	4.45%
Pvh	Consumer Discretionary	0.58%	3.97%
Silicon Labs.	Information Technology	6.72%	3.27%
Manhattan Assocs.	Information Technology	2.61%	3.08%
Live Nation Entm.	Communication Services	2.90%	2.95%

### MTD Aug 2022 - Bottom 10 Performers

Company Name	Sector	Start Weight	Stock Return
Mercury General	Financials	1.02%	-22.92%
Grand Canyon Education	Consumer Discretionary	4.25%	-11.87%
Arrow Electronics	Information Technology	0.37%	-9.67%
QuidelOrtho Corporation	Health Care	0.66%	-9.64%
Jones Lang Lasalle	Real Estate	3.27%	-8.32%
Teradata	Information Technology	2.27%	-6.74%
Caterpillar	Industrials	0.67%	-6.49%
First Amer.Finl.	Financials	2.72%	-4.47%
American Finl.Gp.Ohio	Financials	2.66%	-4.18%
Eog Res.	Energy	0.18%	-3.79%

## 2VA Shareholders First Index Performance from Last Rebalance - Mar 28, 2022 to Aug 05, 2022

2VA Shareholders First and Factor Index Returns: Mar 28, 2022 to Aug 05, 2022



### From Last Rebalance - Top 10 Performers

Company Name	Sector	Start Weight	Stock Return
Centene	Health Care	1.71%	9.16%
Monolithic Pwr.Sys.	Information Technology	0.13%	6.95%
Manhattan Assocs.	Information Technology	2.61%	4.02%
Vishay Intertechnology	Information Technology	2.79%	2.92%
Federated Hermes Class "B"	Financials	3.47%	1.41%
International Bcsh.	Financials	2.79%	1.03%
Silicon Labs.	Information Technology	6.72%	-0.01%
Landstar System	Industrials	1.01%	-0.21%
Expeditior Intl.Of Wash.	Industrials	3.57%	-0.80%
First Horizon Corp	Financials	2.31%	-1.14%

### From Last Rebalance - Bottom 10 Performers

Company Name	Sector	Start Weight	Stock Return
Mercury General	Financials	1.02%	-40.38%
Signature Bank	Financials	2.08%	-37.95%
Nvidia	Information Technology	0.28%	-32.69%
Teradata	Information Technology	2.27%	-28.57%
Cincinnati Finl.	Financials	1.07%	-27.94%
Jones Lang Lasalle	Real Estate	3.27%	-26.33%
Agco	Industrials	0.74%	-25.71%
Pvh	Consumer Discretionary	0.58%	-23.60%
Keycorp	Financials	0.45%	-22.16%
Renaissancere Hdg.	Financials	2.83%	-18.84%