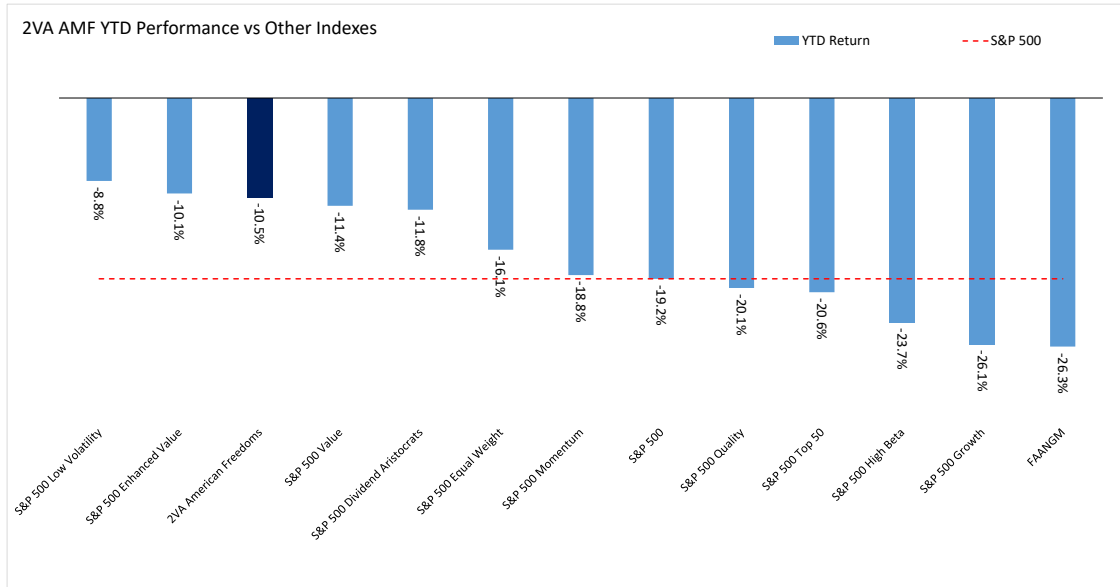


## 2VA AMF YTD Performance - Jan 01, 2022 to Jul 05, 2022

### 2VA AMF and Factor Index YTD Returns: Jan 01, 2022 to Jul 05, 2022



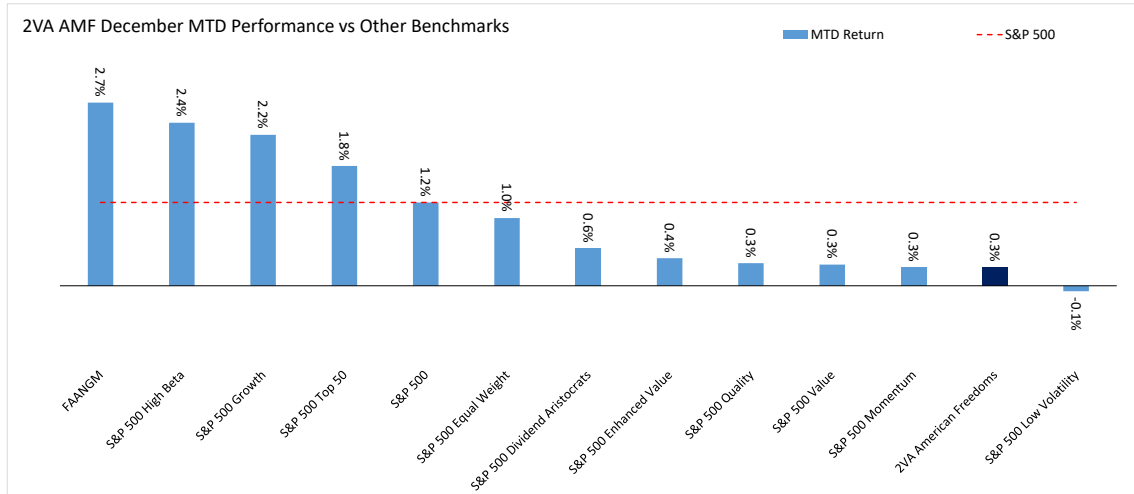
#### YTD 2022 - Top 10 Performers

Company Name	Sector	Start Weight	Stock Return
First Horizon Corp	Financials	1.14%	37.85%
Cf Industries Hdq.	Materials	0.64%	18.99%
Cigna	Health Care	0.17%	16.38%
American Finl.Gp.Ohio	Financials	1.60%	9.29%
Grand Canyon Education	Consumer Discretionary	2.88%	9.03%
Archer Daniels Midland	Consumer Staples	0.91%	8.15%
Selective In.Gp.	Financials	0.90%	6.59%
Cincinnati Finl.	Financials	0.31%	5.68%
M&T Bank	Financials	2.43%	4.70%
Centene	Health Care	0.43%	2.85%

#### YTD 2022 - Bottom 10 Performers

Company Name	Sector	Start Weight	Stock Return
Teradyne (Xsc)	Information Technology	0.90%	-46.81%
Silicon Labs.	Information Technology	4.99%	-42.21%
Signature Bank	Financials	1.26%	-41.19%
Ciena	Information Technology	0.37%	-40.86%
Adient	Consumer Discretionary	2.71%	-38.53%
Pacwest Bancorp	Financials	1.07%	-38.15%
Ciena	Information Technology	0.37%	-36.68%
Xerox Holdings	Information Technology	1.32%	-36.50%
Tri Pointe Homes Inc	Consumer Discretionary	0.22%	-34.92%
Freeport-Mcmoran	Materials	0.08%	-34.25%

**2VA AMF MTD Performance - Jul 01, 2022 to Jul 05, 2022**  
**2VA AMF and Factor Index MTD Returns: Jul 01, 2022 to Jul 05, 2022**



**MTD Jul 2022 - Top 10 Performers**

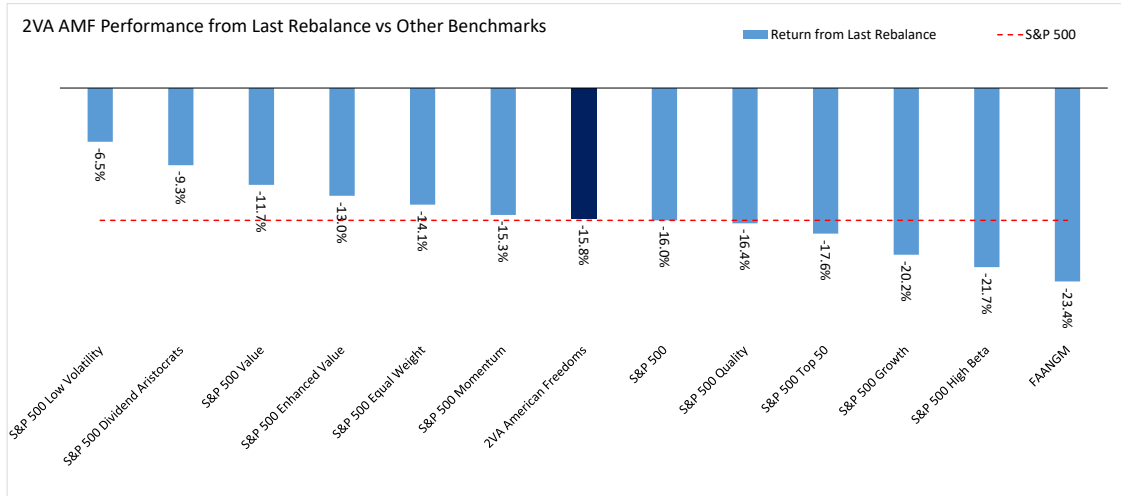
Company Name	Sector	Start Weight	Stock Return
Pultegroup	Consumer Discretionary	1.03%	10.32%
Nvr	Consumer Discretionary	3.44%	9.11%
Tri Pointe Homes Inc	Consumer Discretionary	0.22%	7.59%
Urban Outfitters	Consumer Discretionary	0.46%	7.13%
Signature Bank	Financials	1.26%	5.71%
Manhattan Assocs.	Information Technology	1.11%	5.29%
Medpace Holdings	Health Care	1.22%	4.70%
Nu Skin Enterprises Class "A"	Consumer Staples	0.64%	4.55%
Fortinet	Information Technology	1.81%	4.28%
Teradata	Information Technology	1.28%	4.00%

**MTD Jul 2022 - Bottom 10 Performers**

Company Name	Sector	Start Weight	Stock Return
Silicon Labs.	Information Technology	4.99%	-14.93%
Kla	Information Technology	0.61%	-7.37%
Freeport-Mcmoran	Materials	0.08%	-6.84%
Archer Daniels Midland	Consumer Staples	0.91%	-6.73%
Xerox Holdings	Information Technology	1.32%	-5.86%
li Vi	Information Technology	0.45%	-5.12%
Lumentum Holdings	Information Technology	1.70%	-3.56%
Renaissancere Hdg.	Financials	2.13%	-3.36%
Teradyne (Xsc)	Information Technology	0.90%	-3.06%
Vishay Intertechnology	Information Technology	1.34%	-3.03%

## 2VA AMF Performance from Last Rebalance - Mar 28, 2022 to Jul 05, 2022

### 2VA AMF and Factor Index Returns: Mar 28, 2022 to Jul 05, 2022



#### From Last Rebalance - Top 10 Performers

Company Name	Sector	Start Weight	Stock Return
Pultegroup	Consumer Discretionary	1.03%	10.32%
Nvr	Consumer Discretionary	3.44%	9.11%
Tri Pointe Homes Inc	Consumer Discretionary	0.22%	7.59%
Urban Outfitters	Consumer Discretionary	0.46%	7.13%
Signature Bank	Financials	1.26%	5.71%
Manhattan Assocs.	Information Technology	1.11%	5.29%
Medpace Holdings	Health Care	1.22%	4.70%
Nu Skin Enterprises Class "A"	Consumer Staples	0.64%	4.55%
Fortinet	Information Technology	1.81%	4.28%
Teradata	Information Technology	1.28%	4.00%

#### From Last Rebalance - Bottom 10 Performers

Company Name	Sector	Start Weight	Stock Return
Silicon Labs.	Information Technology	4.99%	-14.93%
Silicon Labs.	Information Technology	4.99%	-14.93%
Kla	Information Technology	0.61%	-7.37%
Freeport-Mcmoran	Materials	0.08%	-6.84%
Archer Daniels Midland	Consumer Staples	0.91%	-6.73%
Xerox Holdings	Information Technology	1.32%	-5.86%
li Vi	Information Technology	0.45%	-5.12%
Lumentum Holdings	Information Technology	1.70%	-3.56%
Renaissancere Hdg.	Financials	2.13%	-3.36%
Teradyne (Xsc)	Information Technology	0.90%	-3.06%