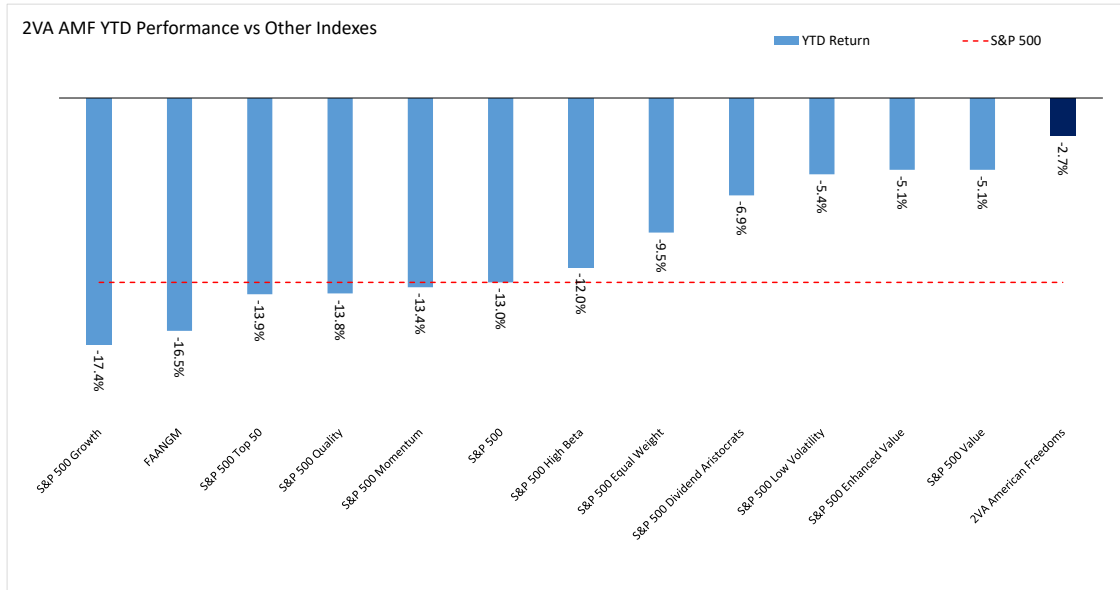


2VA AMF YTD Performance - Jan 01, 2022 to Aug 05, 2022

2VA AMF and Factor Index YTD Returns: Jan 01, 2022 to Aug 05, 2022



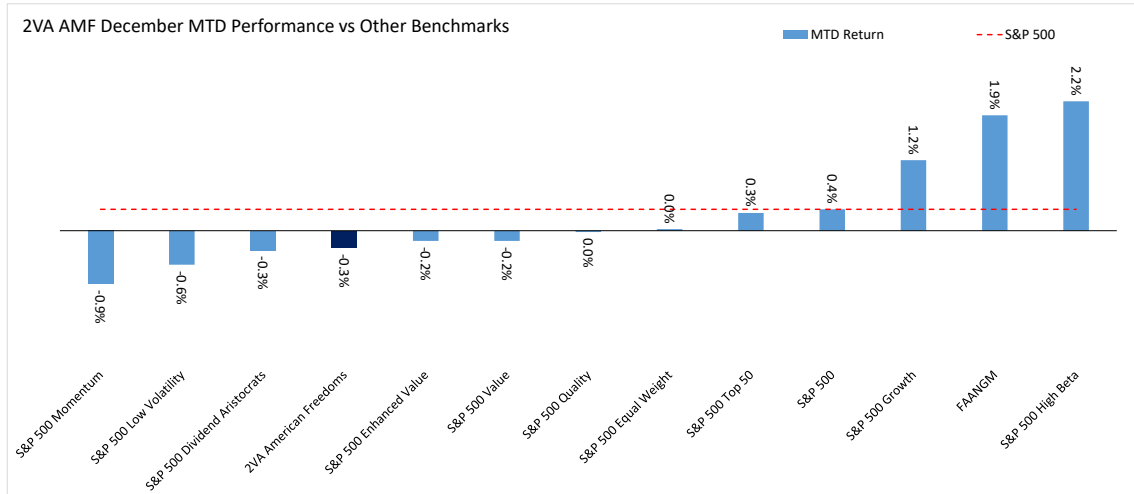
YTD 2022 - Top 10 Performers

Company Name	Sector	Start Weight	Stock Return
First Horizon Corp	Financials	1.07%	42.69%
Cf Industries Hdg.	Materials	0.65%	42.49%
Cigna	Health Care	0.16%	23.82%
Archer Daniels Midland	Consumer Staples	0.89%	23.66%
Nucor	Materials	0.53%	20.66%
M&T Bank	Financials	2.47%	17.99%
Centene	Health Care	0.43%	12.92%
Commercial Mtls.	Materials	1.01%	12.64%
International Bcsh.	Financials	1.42%	5.84%
Cullen Fo.Bankers	Financials	0.11%	5.58%

YTD 2022 - Bottom 10 Performers

Company Name	Sector	Start Weight	Stock Return
Signature Bank	Financials	1.20%	-41.68%
Teradyne (Xsc)	Information Technology	0.93%	-38.27%
Mercury General	Financials	0.15%	-37.48%
Pacwest Bancorp	Financials	1.03%	-37.41%
Tri Pointe Homes Inc	Consumer Discretionary	0.22%	-35.57%
Jones Lang Lasalle	Real Estate	2.01%	-35.10%
Ciena	Information Technology	0.38%	-31.28%
Adient	Consumer Discretionary	2.82%	-30.97%
Urban Outfitters	Consumer Discretionary	0.46%	-30.62%
First Amer.Finl.	Financials	1.50%	-28.02%

2VA AMF MTD Performance - Jul 30, 2022 to Aug 05, 2022
2VA AMF and Factor Index MTD Returns: Jul 30, 2022 to Aug 05, 2022



MTD Aug 2022 - Top 10 Performers

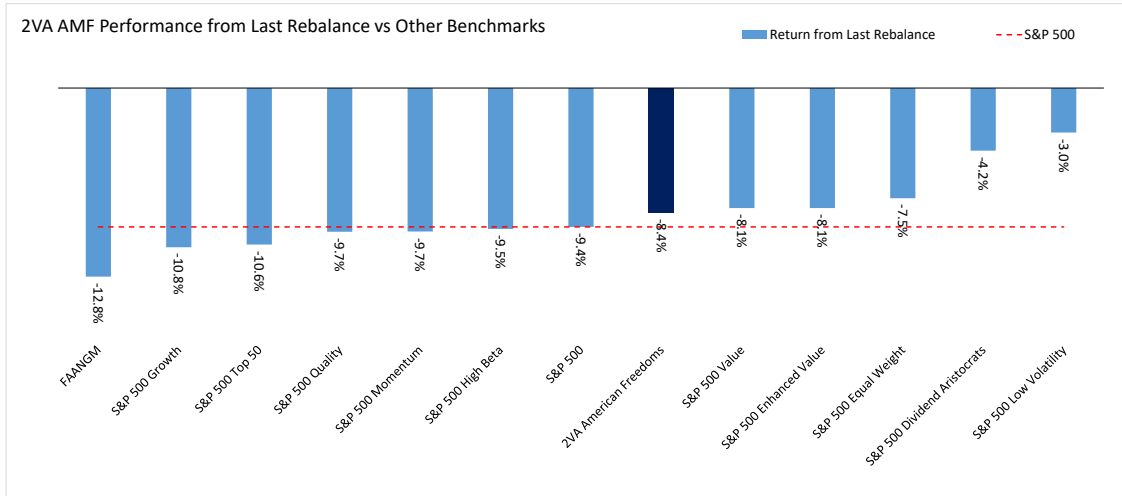
Company Name	Sector	Start Weight	Stock Return
Arista Networks	Information Technology	2.00%	8.62%
Cvs Health	Health Care	0.97%	6.88%
Cf Industries Hdq.	Materials	0.65%	4.78%
Interactive Brokers Group Class "A"	Financials	0.55%	4.65%
Qualys	Information Technology	0.14%	4.45%
Silicon Labs.	Information Technology	4.80%	3.27%
Kla	Information Technology	0.68%	3.18%
Manhattan Assocs.	Information Technology	1.25%	3.08%
Jabil	Information Technology	1.75%	3.00%
Umb Financial	Financials	1.93%	2.97%

MTD Aug 2022 - Bottom 10 Performers

Company Name	Sector	Start Weight	Stock Return
Mercury General	Financials	0.15%	-22.92%
Grand Canyon Education	Consumer Discretionary	2.68%	-11.87%
Fortinet	Information Technology	1.74%	-10.49%
Jones Lang Lasalle	Real Estate	2.01%	-8.32%
Teradata	Information Technology	1.21%	-6.74%
First Amer.Finl.	Financials	1.50%	-4.47%
American Finl.Gp.Ohio	Financials	1.41%	-4.18%
Freeport-Mcmoran	Materials	0.08%	-4.06%
Interdigital	Information Technology	0.06%	-3.71%
Renaissancere Hdq.	Financials	1.61%	-3.10%

2VA AMF Performance from Last Rebalance - Mar 28, 2022 to Aug 05, 2022

2VA AMF and Factor Index Returns: Mar 28, 2022 to Aug 05, 2022



From Last Rebalance - Top 10 Performers

Company Name	Sector	Start Weight	Stock Return
Cigna	Health Care	0.16%	16.14%
Insperty	Industrials	5.16%	13.06%
Centene	Health Care	0.43%	9.16%
Kla	Information Technology	0.68%	5.78%
Home Bancshares	Financials	0.41%	5.64%
Trustmark	Financials	0.23%	5.62%
Jefferies Financial Group	Financials	2.88%	4.23%
Manhattan Assocs.	Information Technology	1.25%	4.02%
Medpace Holdings	Health Care	1.26%	3.67%
Nasdaq	Financials	0.94%	2.95%

From Last Rebalance - Bottom 10 Performers

Company Name	Sector	Start Weight	Stock Return
Mercury General	Financials	0.15%	-40.38%
Freeport-Mcmoran	Materials	0.08%	-39.25%
Signature Bank	Financials	1.20%	-37.95%
Pacwest Bancorp	Financials	1.03%	-37.65%
Teradata	Information Technology	1.21%	-28.57%
Cincinnati Finl.	Financials	0.24%	-27.94%
Ii Vi	Information Technology	0.42%	-27.87%
Jones Lang Lasalle	Real Estate	2.01%	-26.33%
Charles Schwab	Financials	1.00%	-24.27%
Fortinet	Information Technology	1.74%	-21.14%