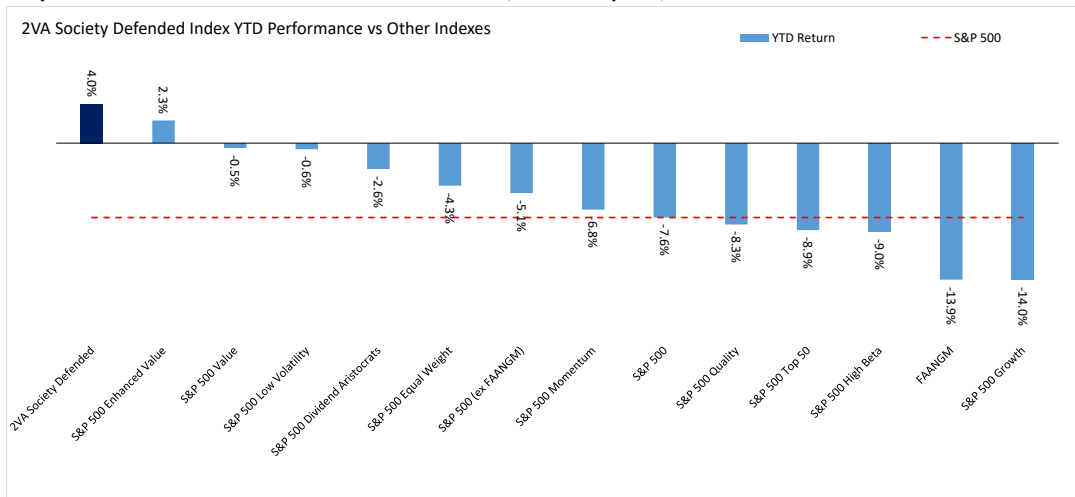


2VA Society Defended Index YTD Performance - Jan 01, 2022 to Apr 18, 2022

2VA Society Defended and Factor Index YTD Returns: Jan 01, 2022 to Apr 18, 2022



YTD 2022 - Top 10 Performers

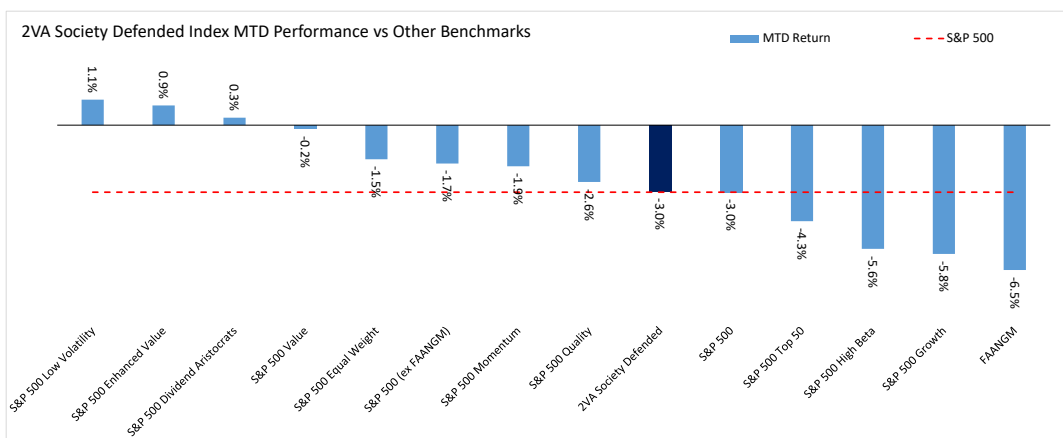
Company Name	Sector	Start Weight	Stock Return	Return Contribution
United States Steel Corporation	Materials	5.20%	40.18%	2.09%
The Mosaic Company	Materials	1.85%	58.63%	1.08%
Devon Energy Corporation	Energy	2.37%	37.50%	0.89%
EOG Resources, Inc.	Energy	2.38%	35.95%	0.86%
Cabot Corporation	Materials	2.45%	28.35%	0.69%
Cleveland-Cliffs Inc.	Materials	2.97%	21.45%	0.64%
ChampionX Corporation	Energy	1.94%	27.02%	0.53%
ConocoPhillips	Energy	1.31%	38.85%	0.51%
Marathon Petroleum Corporation	Energy	2.00%	22.68%	0.45%
Steel Dynamics, Inc.	Materials	1.87%	16.63%	0.31%

YTD 2022 - Bottom 10 Performers

Company Name	Sector	Start Weight	Stock Return	Return Contribution
Janus Henderson Group plc	Financials	1.00%	-22.08%	-0.22%
Adient plc	Consumer Discretionary	0.85%	-26.73%	-0.23%
Tapestry, Inc.	Consumer Discretionary	1.99%	-11.86%	-0.24%
Yelp Inc.	Communication Services	2.81%	-9.13%	-0.26%
Belden Inc.	Information Technology	1.88%	-14.11%	-0.26%
Acuity Brands, Inc.	Industrials	2.53%	-12.95%	-0.33%
Olin Corporation	Materials	2.50%	-15.87%	-0.40%
Affiliated Managers Group, Inc.	Financials	1.79%	-22.18%	-0.40%
Mohawk Industries, Inc.	Consumer Discretionary	1.59%	-27.13%	-0.43%
The Goodyear Tire & Rubber Company	Consumer Discretionary	3.94%	-38.79%	-1.53%

2VA Society Defended Index MTD Performance - Apr 01, 2022 to Apr 18, 2022

2VA Society Defended and Factor Index MTD Returns: Apr 01, 2022 to Apr 18, 2022



MTD Apr 2022 - Top 10 Performers

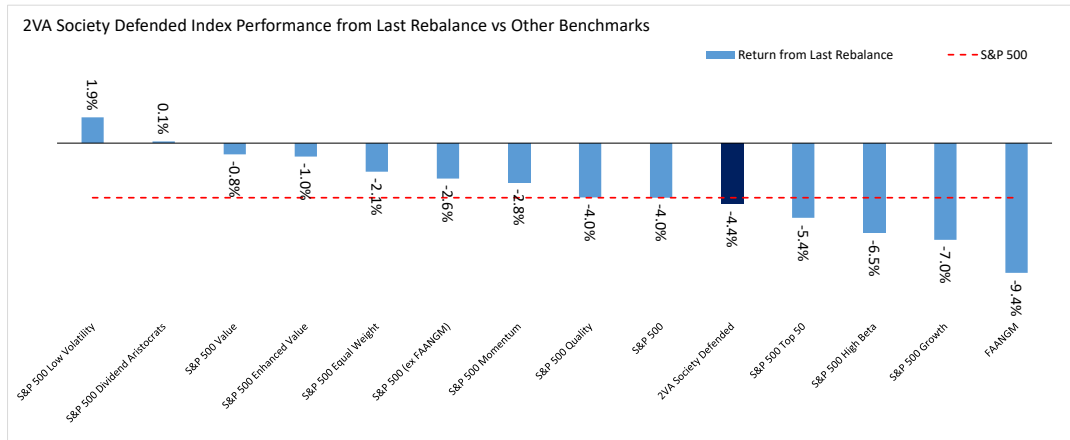
Company Name	Sector	Start Weight	Stock Return	Return Contribution
Raymond James Financial, Inc.	Financials	2.98%	-0.05%	0.00%
Deckers Outdoor Corporation	Consumer Discretionary	1.79%	-1.67%	-0.03%
UMB Financial Corporation	Financials	1.40%	-6.49%	-0.09%
Insperty, Inc.	Industrials	3.83%	3.15%	0.12%
Vishay Intertechnology, Inc.	Information Technology	0.65%	-9.50%	-0.06%
Federated Hermes, Inc.	Financials	1.26%	-8.52%	-0.11%
Hancock Whitney Corporation	Financials	1.34%	-9.50%	-0.13%
Cathay General Bancorp	Financials	0.90%	-7.91%	-0.07%
NetApp, Inc.	Information Technology	0.95%	-11.04%	-0.10%
Expeditors International of Washington, Inc.	Industrials	1.27%	-7.86%	-0.10%

MTD Apr 2022 - Bottom 10 Performers

Company Name	Sector	Start Weight	Stock Return	Return Contribution
SLM Corporation	Financials	1.23%	-7.56%	-0.09%
The Chemours Company	Materials	0.82%	6.57%	0.05%
Signature Bank	Financials	1.22%	-12.14%	-0.15%
Navient Corporation	Financials	0.77%	1.06%	0.01%
NortonLifeLock Inc.	Information Technology	0.46%	-5.78%	-0.03%
Truist Financial Corporation	Financials	0.10%	-11.58%	-0.01%
Loews Corporation	Financials	0.22%	0.24%	0.00%
EMCOR Group, Inc.	Industrials	2.11%	2.30%	0.05%
First Horizon Corporation	Financials	0.37%	-1.37%	-0.01%
Bread Financial Holdings, Inc.	Information Technology	0.83%	1.30%	0.01%

2VA Society Defended Index Performance from Last Rebalance - Mar 28, 2022 to Apr 18, 2022

2VA Society Defended and Factor Index Returns: Mar 28, 2022 to Apr 18, 2022



From Last Rebalance - Top 10 Performers

Company Name	Sector	Start Weight	Stock Return	Return Contribution
Raymond James Financial, Inc.	Financials	2.98%	-0.05%	0.00%
Deckers Outdoor Corporation	Consumer Discretionary	1.79%	-1.67%	-0.03%
UMB Financial Corporation	Financials	1.40%	-6.49%	-0.09%
Insperty, Inc.	Industrials	3.83%	3.15%	0.12%
Vishay Intertechnology, Inc.	Information Technology	0.65%	-9.50%	-0.06%
Federated Hermes, Inc.	Financials	1.26%	-8.52%	-0.11%
Hancock Whitney Corporation	Financials	1.34%	-9.50%	-0.13%
Cathay General Bancorp	Financials	0.90%	-7.91%	-0.07%
NetApp, Inc.	Information Technology	0.95%	-11.04%	-0.10%
Expeditors International of Washington, Inc.	Industrials	1.27%	-7.86%	-0.10%

From Last Rebalance - Bottom 10 Performers

Company Name	Sector	Start Weight	Stock Return	Return Contribution
SLM Corporation	Financials	1.23%	-7.56%	-0.09%
The Chemours Company	Materials	0.82%	6.57%	0.05%
Signature Bank	Financials	1.22%	-12.14%	-0.15%
Navient Corporation	Financials	0.77%	1.06%	0.01%
NortonLifeLock Inc.	Information Technology	0.46%	-5.78%	-0.03%
Truist Financial Corporation	Financials	0.10%	-11.58%	-0.01%
Loews Corporation	Financials	0.22%	0.24%	0.00%
EMCOR Group, Inc.	Industrials	2.11%	2.30%	0.05%
First Horizon Corporation	Financials	0.37%	-1.37%	-0.01%
Bread Financial Holdings, Inc.	Information Technology	0.83%	1.30%	0.01%