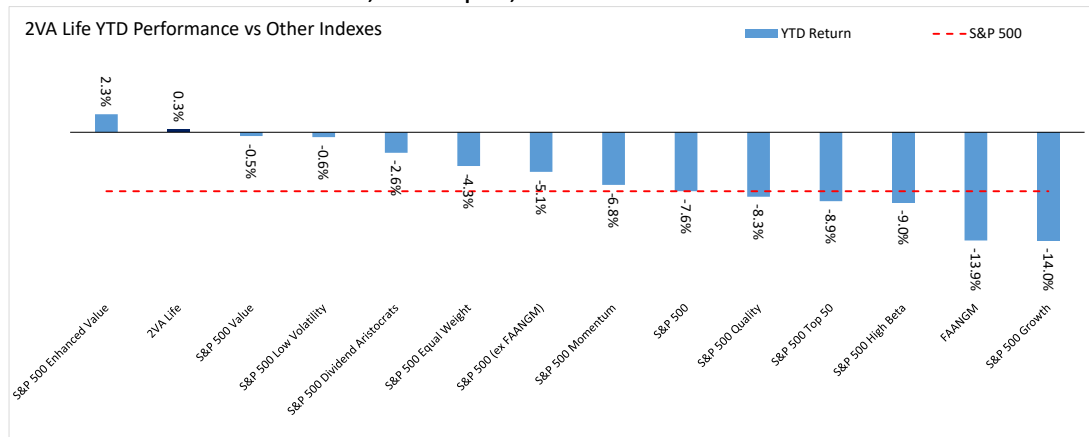


2VA Life YTD Performance - Jan 01, 2022 to Apr 18, 2022

2VA Life and Factor Index YTD Returns: Jan 01, 2022 to Apr 18, 2022



YTD 2022 - Top 10 Performers

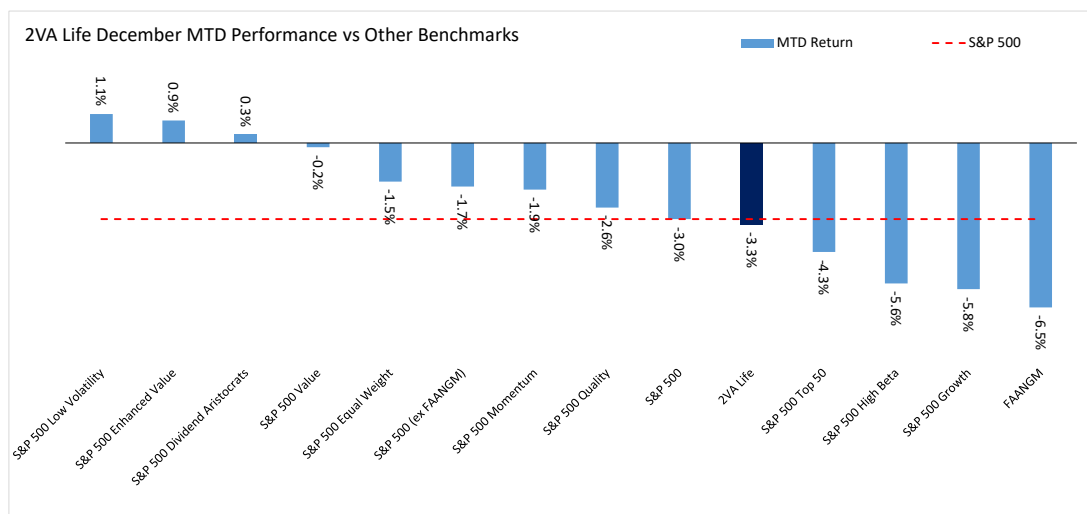
Company Name	Sector	Start Weight	Stock Return	Return Contribution
United States Steel Corporation	Materials	5.59%	40.18%	2.25%
The Mosaic Company	Materials	2.35%	58.63%	1.37%
Devon Energy Corporation	Energy	2.82%	37.50%	1.06%
ChampionX Corporation	Energy	2.36%	27.02%	0.64%
Steel Dynamics, Inc.	Materials	2.32%	16.63%	0.39%
Nucor Corporation	Materials	1.89%	17.00%	0.32%
First Horizon Corporation	Financials	0.72%	43.05%	0.31%
Teradata Corporation	Information Technology	4.11%	6.50%	0.27%
Pioneer Natural Resources Company	Energy	0.73%	32.94%	0.24%
AGCO Corporation	Industrials	0.81%	11.98%	0.10%

YTD 2022 - Bottom 10 Performers

Company Name	Sector	Start Weight	Stock Return	Return Contribution
NetApp, Inc.	Information Technology	2.64%	-9.70%	-0.26%
Franklin Resources, Inc.	Financials	1.53%	-18.69%	-0.29%
Tapestry, Inc.	Consumer Discretionary	2.42%	-11.86%	-0.29%
Silicon Laboratories Inc.	Information Technology	0.93%	-31.82%	-0.30%
Jabil Inc.	Information Technology	1.54%	-20.98%	-0.32%
Belden Inc.	Information Technology	2.34%	-14.11%	-0.33%
Acuity Brands, Inc.	Industrials	2.98%	-12.95%	-0.39%
Olin Corporation	Materials	2.97%	-15.87%	-0.47%
Affiliated Managers Group, Inc.	Financials	2.22%	-22.18%	-0.49%
The Goodyear Tire & Rubber Company	Consumer Discretionary	4.33%	-38.79%	-1.68%

2VA Life MTD Performance - Apr 01, 2022 to Apr 18, 2022

2VA Life and Factor Index MTD Returns: Apr 01, 2022 to Apr 18, 2022



MTD Apr 2022 - Top 10 Performers

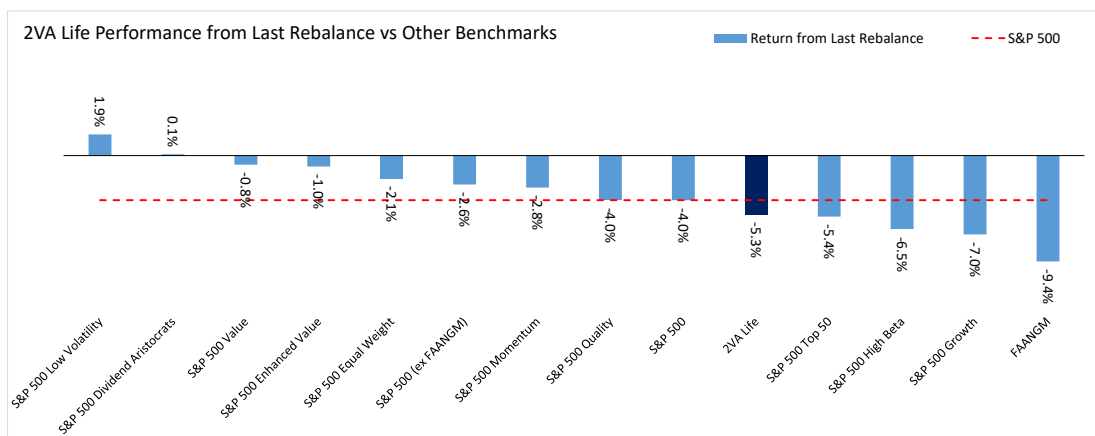
Company Name	Sector	Start Weight	Stock Return	Return Contribution
Regions Financial Corporation	Financials	2.72%	-9.16%	-0.25%
Raymond James Financial, Inc.	Financials	2.78%	-0.05%	0.00%
Interactive Brokers Group, Inc.	Financials	0.27%	-4.09%	-0.01%
Stifel Financial Corp.	Financials	0.32%	-6.80%	-0.02%
UMB Financial Corporation	Financials	1.49%	-6.49%	-0.10%
Insperty, Inc.	Industrials	3.45%	3.15%	0.11%
Vishay Intertechnology, Inc.	Information Technology	0.90%	-9.50%	-0.09%
Federated Hermes, Inc.	Financials	1.39%	-8.52%	-0.12%
Cathay General Bancorp	Financials	1.09%	-7.91%	-0.09%
NetApp, Inc.	Information Technology	1.14%	-11.04%	-0.13%

MTD Apr 2022 - Bottom 10 Performers

Company Name	Sector	Start Weight	Stock Return	Return Contribution
The Chemours Company	Materials	1.03%	6.57%	0.07%
Tyson Foods, Inc.	Consumer Staples	1.11%	9.58%	0.11%
Signature Bank	Financials	1.35%	-12.14%	-0.16%
Navient Corporation	Financials	0.99%	1.06%	0.01%
NortonLifeLock Inc.	Information Technology	0.74%	-5.78%	-0.04%
Nucor Corporation	Materials	0.26%	11.08%	0.03%
Loews Corporation	Financials	0.55%	0.24%	0.00%
EMCOR Group, Inc.	Industrials	2.06%	2.30%	0.05%
First Horizon Corporation	Financials	0.67%	-1.37%	-0.01%
Bread Financial Holdings, Inc.	Information Technology	1.02%	1.30%	0.01%

2VA Life Performance from Last Rebalance - Mar 28, 2022 to Apr 18, 2022

2VA Life and Factor Index Returns: Mar 28, 2022 to Apr 18, 2022



From Last Rebalance - Top 10 Performers

Company Name	Sector	Start Weight	Stock Return	Return Contribution
Regions Financial Corporation	Financials	2.72%	-9.16%	-0.25%
Raymond James Financial, Inc.	Financials	2.78%	-0.05%	0.00%
Interactive Brokers Group, Inc.	Financials	0.27%	-4.09%	-0.01%
Stifel Financial Corp.	Financials	0.32%	-6.80%	-0.02%
UMB Financial Corporation	Financials	1.49%	-6.49%	-0.10%
Insperty, Inc.	Industrials	3.45%	3.15%	0.11%
Vishay Intertechnology, Inc.	Information Technology	0.90%	-9.50%	-0.09%
Federated Hermes, Inc.	Financials	1.39%	-8.52%	-0.12%
Cathay General Bancorp	Financials	1.09%	-7.91%	-0.09%
NetApp, Inc.	Information Technology	1.14%	-11.04%	-0.13%

From Last Rebalance - Bottom 10 Performers

Company Name	Sector	Start Weight	Stock Return	Return Contribution
The Chemours Company	Materials	1.03%	6.57%	0.07%
Tyson Foods, Inc.	Consumer Staples	1.11%	9.58%	0.11%
Signature Bank	Financials	1.35%	-12.14%	-0.16%
Navient Corporation	Financials	0.99%	1.06%	0.01%
NortonLifeLock Inc.	Information Technology	0.74%	-5.78%	-0.04%
Nucor Corporation	Materials	0.26%	11.08%	0.03%
Loews Corporation	Financials	0.55%	0.24%	0.00%
EMCOR Group, Inc.	Industrials	2.06%	2.30%	0.05%
First Horizon Corporation	Financials	0.67%	-1.37%	-0.01%
Bread Financial Holdings, Inc.	Information Technology	1.02%	1.30%	0.01%