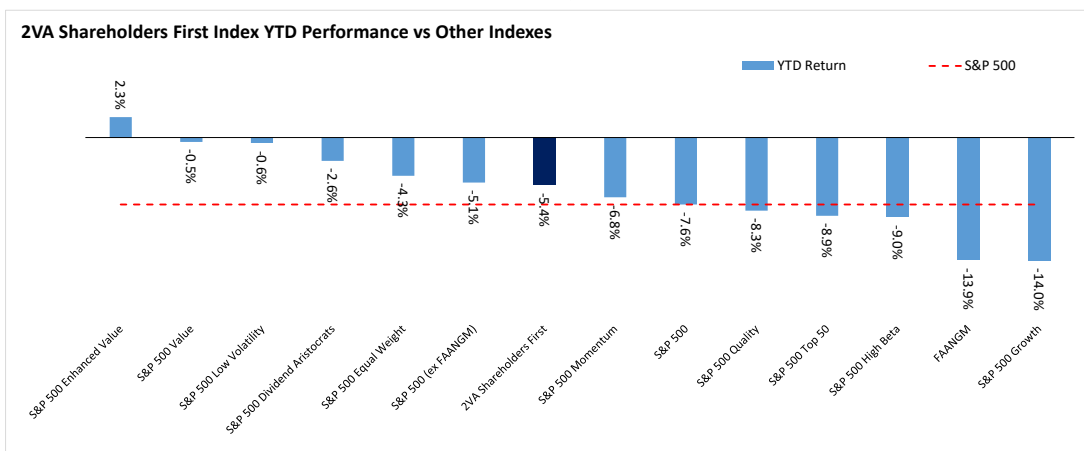


2VA Shareholders First Index YTD Performance - Jan 01, 2022 to Apr 18, 2022

2VA Shareholders First and Factor Index YTD Returns: Jan 01, 2022 to Apr 18, 2022



YTD 2022 - Top 10 Performers

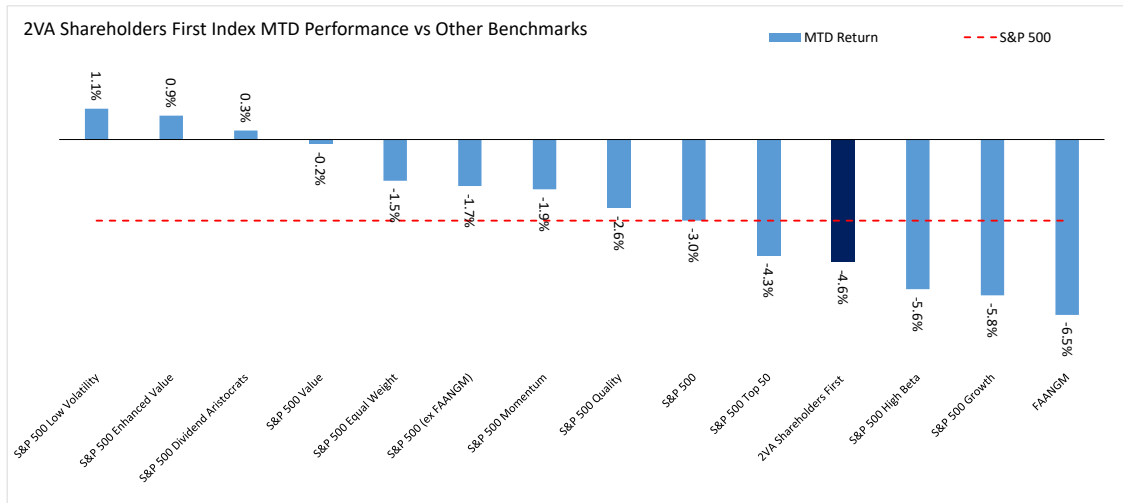
Company Name	Sector	Start Weight	Stock Return	Return Contribution
The Mosaic Company	Materials	4.64%	58.63%	2.72%
Diamondback Energy, Inc.	Energy	2.22%	24.86%	0.55%
AGCO Corporation	Industrials	2.92%	11.98%	0.35%
Flowserve Corporation	Industrials	2.79%	10.88%	0.30%
McKesson Corporation	Health Care	1.78%	12.89%	0.23%
HollyFrontier Corporation	Energy	2.34%	8.57%	0.20%
Cincinnati Financial Corporation	Financials	2.59%	7.22%	0.19%
Umpqua Holdings Corporation	Financials	2.38%	6.93%	0.16%
Reliance Steel & Aluminum Co.	Materials	0.59%	16.60%	0.10%
NortonLifeLock Inc.	Information Technology	1.00%	7.95%	0.08%

YTD 2022 - Bottom 10 Performers

Company Name	Sector	Start Weight	Stock Return	Return Contribution
YETI Holdings, Inc.	Consumer Discretionary	1.30%	-26.87%	-0.35%
Vishay Intertechnology, Inc.	Information Technology	2.90%	-15.18%	-0.44%
Manhattan Associates, Inc.	Information Technology	2.99%	-15.27%	-0.46%
Ziff Davis, Inc.	Communication Services	3.93%	-12.06%	-0.47%
Tempur Sealy International, Inc.	Consumer Discretionary	1.58%	-32.13%	-0.51%
LKQ Corporation	Consumer Discretionary	2.05%	-25.55%	-0.52%
Evercore Inc.	Financials	3.30%	-17.61%	-0.58%
Belden Inc.	Information Technology	4.47%	-14.11%	-0.63%
PVH Corp.	Consumer Discretionary	2.57%	-30.34%	-0.78%
Silicon Laboratories Inc.	Information Technology	3.13%	-31.82%	-1.00%

2VA Shareholders First Index MTD Performance - Apr 01, 2022 to Apr 18, 2022

2VA Shareholders First and Factor Index MTD Returns: Apr 01, 2022 to Apr 18, 2022



MTD Apr 2022 - Top 10 Performers

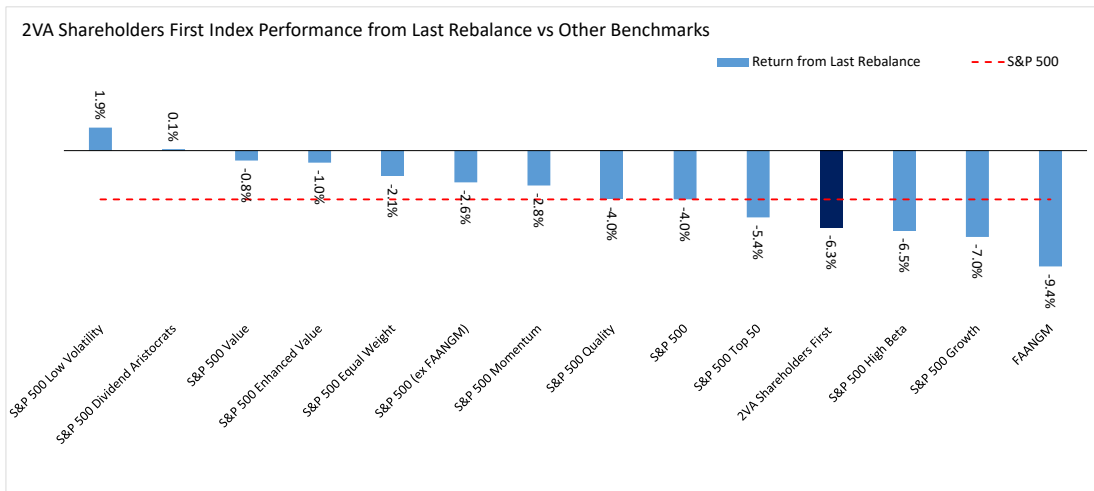
Company Name	Sector	Start Weight	Stock Return	Return Contribution
NVIDIA Corporation	Information Technology	0.38%	-20.17%	-0.08%
Qualys, Inc.	Information Technology	1.21%	-0.13%	0.00%
Commvault Systems, Inc.	Information Technology	0.54%	-3.39%	-0.02%
Interactive Brokers Group, Inc.	Financials	1.68%	-2.99%	-0.05%
KB Home	Consumer Discretionary	0.83%	1.20%	0.01%
Vishay Intertechnology, Inc.	Information Technology	2.42%	-6.63%	-0.16%
Federated Hermes, Inc.	Financials	3.16%	-8.31%	-0.26%
Expeditors International of Washington, Inc.	Industrials	3.17%	-6.21%	-0.20%
International Bancshares Corporation	Financials	2.45%	-2.20%	-0.05%
Landstar System, Inc.	Industrials	0.89%	-4.63%	-0.04%

MTD Apr 2022 - Bottom 10 Performers

Company Name	Sector	Start Weight	Stock Return	Return Contribution
Silicon Laboratories Inc.	Information Technology	6.26%	-10.39%	-0.65%
Quidel Corporation	Health Care	0.67%	-2.48%	-0.02%
InterDigital, Inc.	Information Technology	1.07%	-5.29%	-0.06%
Arista Networks, Inc.	Information Technology	3.58%	-9.20%	-0.33%
Centene Corporation	Health Care	1.42%	0.82%	0.01%
Signature Bank	Financials	3.00%	-9.16%	-0.27%
New York Community Bancorp, Inc.	Financials	0.89%	-6.06%	-0.05%
NortonLifeLock Inc.	Information Technology	2.17%	0.11%	0.00%
EOG Resources, Inc.	Energy	0.17%	4.06%	0.01%
First Horizon Corporation	Financials	2.22%	-1.66%	-0.04%

2VA Shareholders First Index Performance from Last Rebalance - Mar 28, 2022 to Apr 18, 2022

2VA Shareholders First and Factor Index Returns: Mar 28, 2022 to Apr 18, 2022



From Last Rebalance - Top 10 Performers

Company Name	Sector	Start Weight	Stock Return	Return Contribution
NVIDIA Corporation	Information Technology	0.39%	-22.81%	-0.09%
Qualys, Inc.	Information Technology	1.18%	0.20%	0.00%
Commvault Systems, Inc.	Information Technology	0.53%	-3.84%	-0.02%
Interactive Brokers Group, Inc.	Financials	1.67%	-4.09%	-0.07%
KB Home	Consumer Discretionary	0.85%	-3.13%	-0.03%
Vishay Intertechnology, Inc.	Information Technology	2.46%	-9.50%	-0.23%
Federated Hermes, Inc.	Financials	3.11%	-8.52%	-0.27%
Expeditors International of Washington, Inc.	Industrials	3.17%	-7.86%	-0.25%
International Bancshares Corporation	Financials	2.50%	-5.73%	-0.14%
Landstar System, Inc.	Industrials	0.90%	-7.06%	-0.06%

From Last Rebalance - Bottom 10 Performers

Company Name	Sector	Start Weight	Stock Return	Return Contribution
Silicon Laboratories Inc.	Information Technology	6.23%	-11.63%	-0.72%
Quidel Corporation	Health Care	0.65%	-1.05%	-0.01%
InterDigital, Inc.	Information Technology	1.06%	-6.16%	-0.07%
Arista Networks, Inc.	Information Technology	3.53%	-9.46%	-0.33%
Centene Corporation	Health Care	1.41%	-0.42%	-0.01%
Signature Bank	Financials	3.05%	-12.14%	-0.37%
New York Community Bancorp, Inc.	Financials	0.89%	-7.87%	-0.07%
NortonLifeLock Inc.	Information Technology	2.26%	-5.78%	-0.13%
EOG Resources, Inc.	Energy	0.17%	2.65%	0.00%
First Horizon Corporation	Financials	2.18%	-1.37%	-0.03%