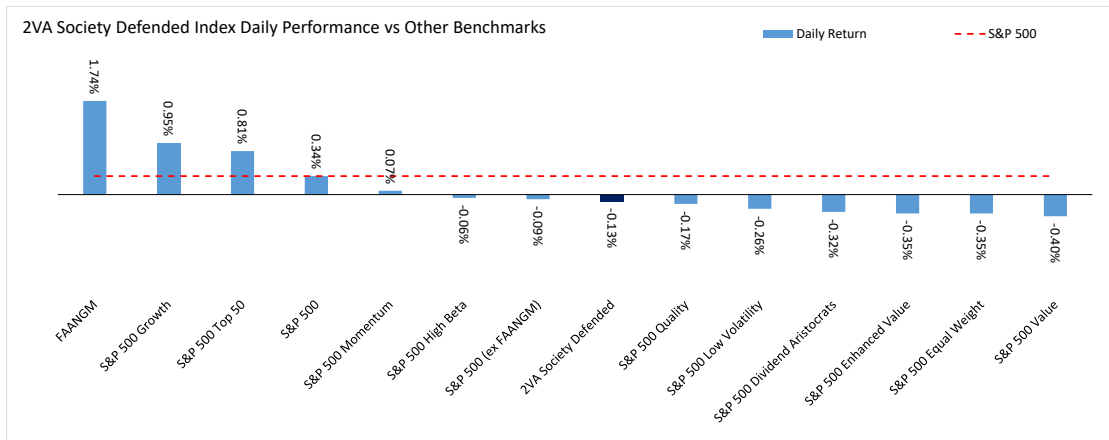


2VA Society Defended Index Daily Performance - Nov 18, 2021

2VA Society Defended and Factor Index Daily Returns: Nov 18, 2021



Nov 18, 2021 - Top 10 Performers

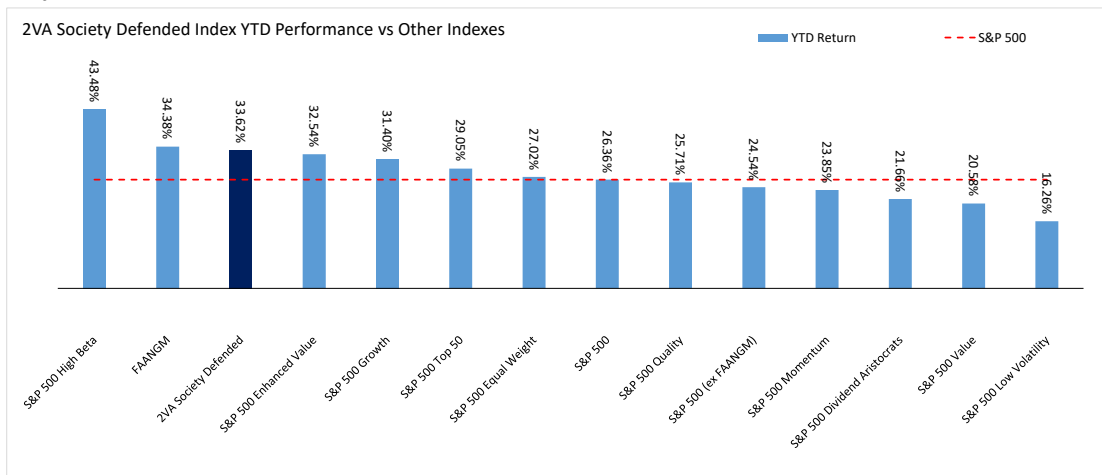
Company Name	Sector	Start Weight	Stock Return	Return Contribution
Federated Hermes Class "B"	Consumer Staples	4.23%	1.42%	0.06%
Trustmark	Financials	3.84%	1.06%	0.04%
Conocophillips	Financials	2.30%	1.70%	0.04%
Lear	Financials	2.39%	1.33%	0.03%
Dte Energy	Information Technology	1.72%	1.55%	0.03%
First Horizon National	Financials	2.40%	0.97%	0.02%
Capital One Finl.	Health Care	0.81%	2.81%	0.02%
Umb Financial	Consumer Discretionary	0.53%	3.87%	0.02%
Dick'S Sporting Goods	Energy	1.95%	1.04%	0.02%
Cullen Fo.Bankers	Financials	2.41%	0.72%	0.02%

Nov 18,2021 - Bottom 10 Performers

Company Name	Sector	Start Weight	Stock Return	Return Contribution
Cvs Health	Financials	1.13%	-1.34%	-0.02%
Cincinnati Finl.	Real Estate	1.57%	-0.97%	-0.02%
Valley National	Financials	3.81%	-0.51%	-0.02%
American Finl.Gp.Ohio	Financials	1.12%	-1.79%	-0.02%
Spire	Financials	4.96%	-0.47%	-0.02%
Bancorpsouth Bank	Communication Services	0.92%	-3.24%	-0.03%
Potlatchdeltic	Consumer Discretionary	5.01%	-0.82%	-0.04%
Dana	Financials	5.68%	-0.76%	-0.04%
Loews	Communication Services	1.87%	-3.32%	-0.06%
Hewlett Packard Enter.	Consumer Discretionary	5.17%	-2.46%	-0.13%

2VA Society Defended Index YTD Performance - Jan 01, 2021 to Nov 18, 2021

2VA Society Defended and Factor Index YTD Returns: Jan 01, 2021 to Nov 18, 2021



YTD 2021 - Top 10 Performers

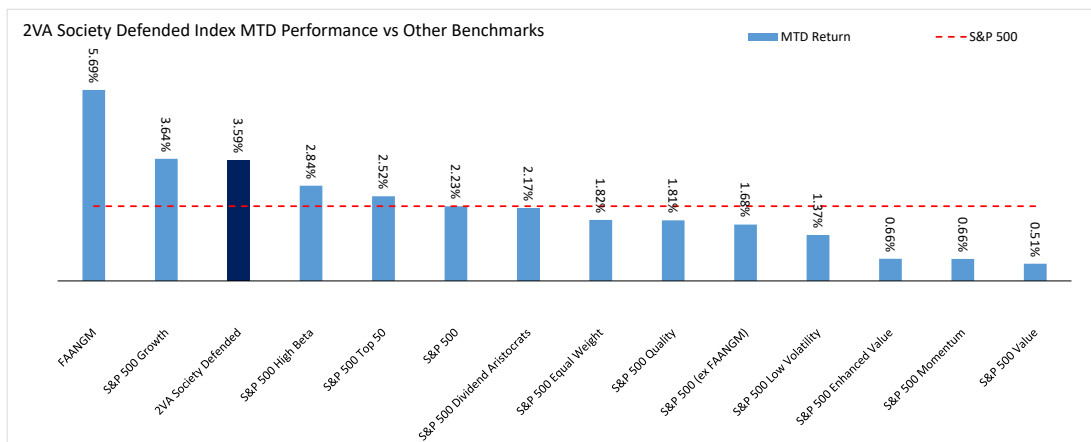
Company Name	Sector	Start Weight	Stock Return	Return Contribution
Synaptics Incorporated	Information Technology	5.18%	42.68%	2.21%
Teradata Corporation	Information Technology	1.52%	118.69%	1.80%
Affiliated Managers Group, Inc.	Financials	2.63%	60.73%	1.59%
The Goodyear Tire & Rubber Company	Consumer Discretionary	2.07%	74.15%	1.54%
SLM Corporation	Financials	2.34%	64.64%	1.51%
DICK'S Sporting Goods, Inc.	Consumer Discretionary	3.68%	38.79%	1.43%
NortonLifeLock Inc.	Information Technology	3.39%	37.42%	1.27%
Bank OZK	Financials	2.66%	44.34%	1.18%
Patterson Companies, Inc.	Health Care	5.35%	20.70%	1.11%
InterDigital, Inc.	Information Technology	2.64%	41.67%	1.10%

YTD 2021 - Bottom 10 Performers

Company Name	Sector	Start Weight	Stock Return	Return Contribution
Mohawk Industries, Inc.	Consumer Discretionary	2.39%	-7.64%	-0.18%
Discovery, Inc.	Communication Services	1.42%	-12.95%	-0.18%
Webster Financial Corporation	Financials	1.27%	-15.40%	-0.20%
Yelp Inc.	Communication Services	1.30%	-15.37%	-0.20%
Hancock Whitney Corporation	Financials	1.80%	-11.69%	-0.21%
Acuity Brands, Inc.	Industrials	2.73%	-8.23%	-0.22%
DISH Network Corporation	Communication Services	1.19%	-19.74%	-0.24%
PacWest Bancorp	Financials	2.87%	-8.54%	-0.24%
Visteon Corporation	Consumer Discretionary	1.06%	-24.17%	-0.26%
MillerKnoll, Inc.	Industrials	1.46%	-19.14%	-0.28%

2VA Society Defended Index MTD Performance - Oct 30, 2021 to Nov 18, 2021

2VA Society Defended and Factor Index MTD Returns: Oct 30, 2021 to Nov 18, 2021



MTD Nov 2021 - Top 10 Performers

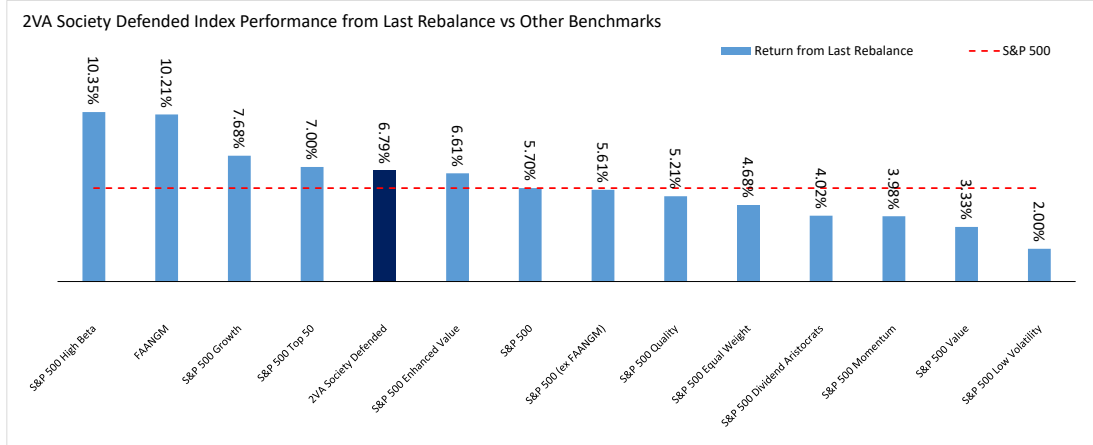
Company Name	Sector	Start Weight	Stock Return	Return Contribution
Whirlpool Corporation	Consumer Discretionary	4.72%	9.57%	0.45%
Franklin Resources, Inc.	Financials	3.55%	10.57%	0.38%
NetScout Systems, Inc.	Information Technology	1.81%	16.74%	0.30%
Corning Incorporated	Information Technology	2.80%	8.44%	0.24%
UMB Financial Corporation	Financials	2.30%	8.77%	0.20%
American Financial Group, Inc.	Financials	2.30%	8.36%	0.19%
BorgWarner Inc.	Consumer Discretionary	5.03%	3.82%	0.19%
Archer-Daniels-Midland Company	Consumer Staples	4.29%	4.23%	0.18%
Lear Corporation	Consumer Discretionary	2.70%	5.98%	0.16%
PotlatchDeltic Corporation	Real Estate	1.48%	8.82%	0.13%

MTD Nov 2021 - Bottom 10 Performers

Company Name	Sector	Start Weight	Stock Return	Return Contribution
The Bank of New York Mellon Corporation	Financials	1.53%	-2.42%	-0.04%
Old Republic International Corporation	Financials	5.16%	-0.93%	-0.05%
ConocoPhillips	Energy	2.09%	-2.38%	-0.05%
Cincinnati Financial Corporation	Financials	2.91%	-2.26%	-0.07%
The Interpublic Group of Companies, Inc.	Communication Services	1.97%	-5.11%	-0.10%
MGIC Investment Corporation	Financials	1.71%	-6.89%	-0.12%
Mercury General Corporation	Financials	4.19%	-3.96%	-0.17%
DISH Network Corporation	Communication Services	1.10%	-16.46%	-0.18%
TD SYNNEX Corporation	Information Technology	1.96%	8.66%	0.00%
Cadence Bank	Financials	2.13%	7.99%	0.00%

2VA Society Defended Index Performance from Last Rebalance - Sep 11, 2021 to Nov 18, 2021

2VA Society Defended and Factor Index Returns: Sep 11, 2021 to Nov 18, 2021



From Last Rebalance - Top 10 Performers

Company Name	Sector	Start Weight	Stock Return	Return Contribution
First Horizon Corporation	Financials	5.42%	11.75%	0.64%
ConocoPhillips	Energy	1.63%	31.27%	0.51%
Archer-Daniels-Midland Company	Consumer Staples	4.15%	11.81%	0.49%
Old Republic International Corporation	Financials	5.16%	9.30%	0.48%
UMB Financial Corporation	Financials	2.14%	21.29%	0.46%
BorgWarner Inc.	Consumer Discretionary	4.96%	9.17%	0.46%
Franklin Resources, Inc.	Financials	3.67%	12.19%	0.45%
Lear Corporation	Consumer Discretionary	2.53%	17.66%	0.45%
Interactive Brokers Group, Inc.	Financials	2.19%	18.87%	0.41%
American Financial Group, Inc.	Financials	2.31%	15.96%	0.37%

From Last Rebalance - Bottom 10 Performers

Company Name	Sector	Start Weight	Stock Return	Return Contribution
Corning Incorporated	Information Technology	3.17%	-0.66%	-0.02%
The Allstate Corporation	Financials	0.17%	-14.06%	-0.02%
DTE Energy Company	Utilities	0.44%	-5.56%	-0.02%
XPO Logistics, Inc.	Industrials	0.31%	-8.96%	-0.03%
Spire Inc.	Utilities	1.13%	-3.34%	-0.04%
AGCO Corporation	Industrials	0.93%	-5.61%	-0.05%
Strategic Education, Inc.	Consumer Discretionary	0.23%	-23.39%	-0.05%
Emergent BioSolutions Inc.	Health Care	0.21%	-30.97%	-0.07%
TD SYNNEX Corporation	Information Technology	2.30%	-3.46%	-0.08%
The Interpublic Group of Companies, Inc.	Communication Services	2.02%	-4.04%	-0.08%