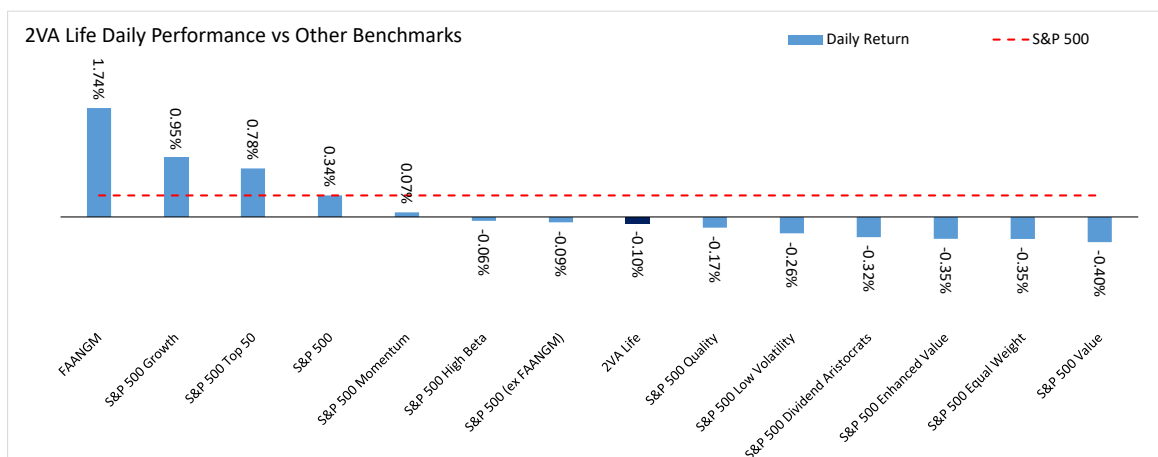


## 2VA Life Daily Performance - Nov 18, 2021

2VA Life and Factor Index Daily Returns: Nov 18, 2021



### Nov 18, 2021 - Top 10 Performers

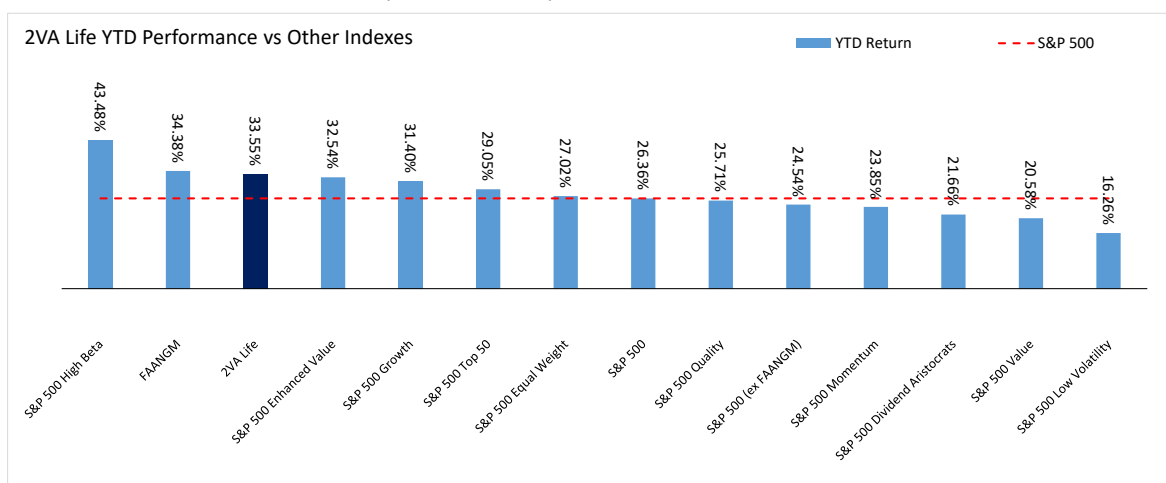
Company Name	Sector	Start Weight	Stock Return	Return Contribution
Archer-Daniels-Midland Company	Consumer Staples	4.24%	1.42%	0.06%
American Financial Group, Inc.	Financials	2.47%	1.70%	0.04%
Mercury General Corporation	Financials	3.80%	1.06%	0.04%
UMB Financial Corporation	Financials	2.60%	1.33%	0.03%
DICK'S Sporting Goods, Inc.	Consumer Discretionary	0.85%	3.87%	0.03%
CVS Health Corporation	Health Care	1.14%	2.81%	0.03%
Interactive Brokers Group, Inc.	Financials	2.61%	0.97%	0.03%
First American Financial Corporation	Financials	2.59%	0.72%	0.02%
Lear Corporation	Consumer Discretionary	2.91%	0.63%	0.02%
Arrow Electronics, Inc.	Information Technology	1.28%	1.25%	0.02%

### Nov 18, 2021 - Bottom 10 Performers

Company Name	Sector	Start Weight	Stock Return	Return Contribution
Graham Holdings Company	Consumer Discretionary	1.77%	-0.91%	-0.02%
Franklin Resources, Inc.	Financials	3.85%	-0.51%	-0.02%
Unum Group	Financials	0.90%	-2.27%	-0.02%
FedEx Corporation	Industrials	1.99%	-1.06%	-0.02%
PACCAR Inc	Industrials	1.00%	-2.26%	-0.02%
Old Republic International Corporation	Financials	4.85%	-0.47%	-0.02%
Omnicom Group Inc.	Communication Services	1.66%	-2.07%	-0.03%
Whirlpool Corporation	Consumer Discretionary	4.92%	-0.82%	-0.04%
First Horizon Corporation	Financials	5.52%	-0.76%	-0.04%
The Interpublic Group of Companies, Inc.	Communication Services	2.06%	-3.32%	-0.07%

## 2VA Life YTD Performance - Jan 01, 2021 to Nov 18, 2021

2VA Life and Factor Index YTD Returns: Jan 01, 2021 to Nov 18, 2021



### YTD 2021 - Top 10 Performers

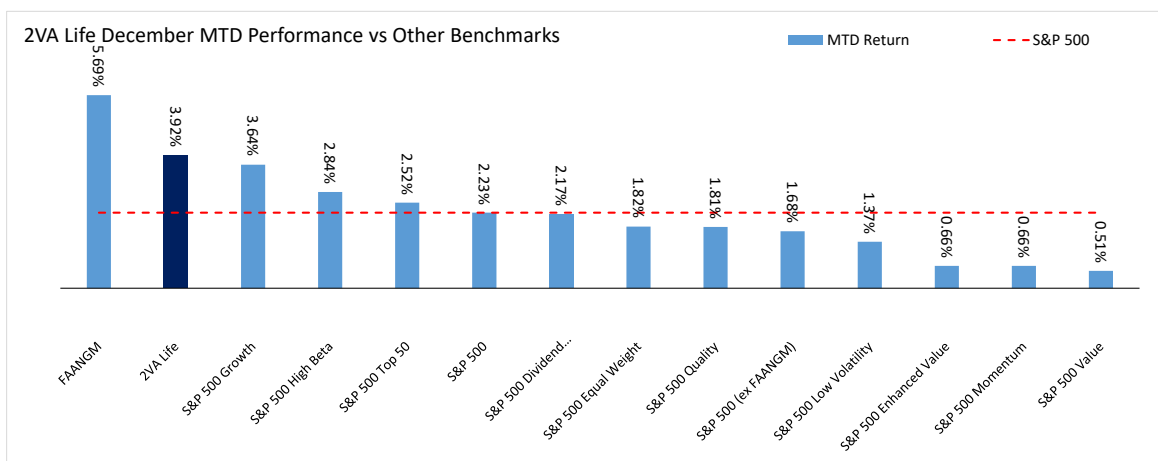
Company Name	Sector	Start Weight	Stock Return	Return Contribution
Synaptics Incorporated	Information Technology	5.12%	42.68%	2.18%
Teradata Corporation	Information Technology	1.70%	118.69%	2.02%
Affiliated Managers Group, Inc.	Financials	2.73%	60.73%	1.66%
DICK'S Sporting Goods, Inc.	Consumer Discretionary	4.25%	38.79%	1.65%
The Goodyear Tire & Rubber Company	Consumer Discretionary	2.22%	74.15%	1.64%
SLM Corporation	Financials	2.49%	64.64%	1.61%
NortonLifeLock Inc.	Information Technology	3.44%	37.42%	1.29%
Bank OZK	Financials	2.75%	44.34%	1.22%
Devon Energy Corporation	Energy	1.23%	97.53%	1.20%
InterDigital, Inc.	Information Technology	2.73%	41.67%	1.14%

### YTD 2021 - Bottom 10 Performers

Company Name	Sector	Start Weight	Stock Return	Return Contribution
Omnicom Group Inc.	Communication Services	1.86%	-4.61%	-0.09%
The Interpublic Group of Companies, Inc.	Communication Services	2.23%	-4.04%	-0.09%
Capri Holdings Limited	Consumer Discretionary	3.23%	-3.22%	-0.10%
Xilinx, Inc.	Information Technology	1.34%	-10.10%	-0.14%
Lincoln National Corporation	Financials	2.02%	-6.87%	-0.14%
Strategic Education, Inc.	Consumer Discretionary	0.61%	-23.39%	-0.14%
Emergent BioSolutions Inc.	Health Care	0.57%	-30.97%	-0.18%
LiveRamp Holdings, Inc.	Information Technology	0.77%	-31.64%	-0.24%
Visteon Corporation	Consumer Discretionary	1.41%	-24.17%	-0.34%
MillerKnoll, Inc.	Industrials	1.85%	-19.14%	-0.35%

## 2VA Life MTD Performance - Oct 30, 2021 to Nov 18, 2021

2VA Life and Factor Index MTD Returns: Oct 30, 2021 to Nov 18, 2021



### MTD Nov 2021 - Top 10 Performers

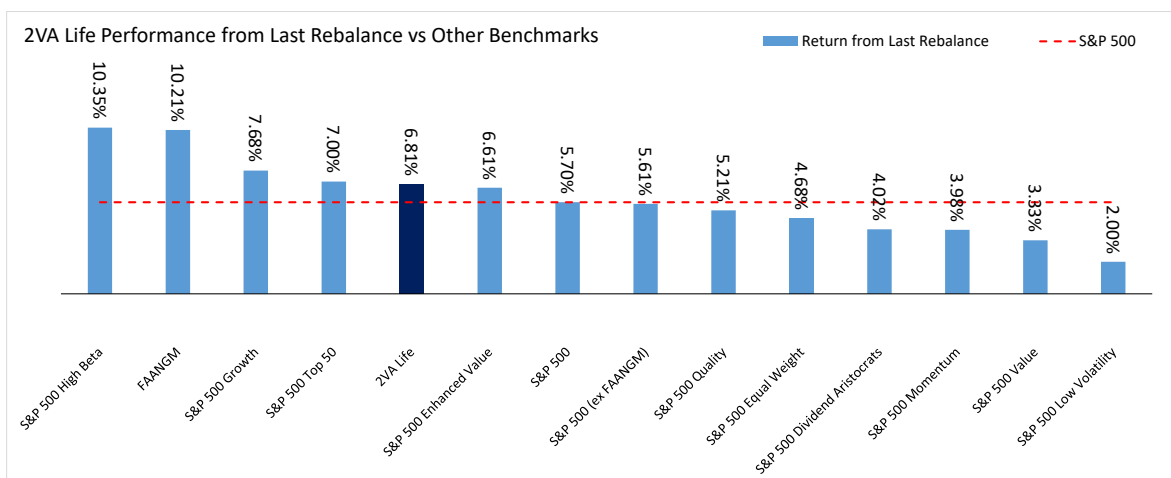
Company Name	Sector	Start Weight	Stock Return	Return Contribution
Whirlpool Corporation	Consumer Discretionary	4.65%	9.57%	0.44%
Franklin Resources, Inc.	Financials	3.60%	10.57%	0.38%
NetScout Systems, Inc.	Information Technology	2.03%	16.74%	0.34%
Corning Incorporated	Information Technology	2.88%	8.44%	0.24%
UMB Financial Corporation	Financials	2.52%	8.77%	0.22%
Cadence Bank	Financials	2.64%	7.99%	0.21%
American Financial Group, Inc.	Financials	2.47%	8.36%	0.21%
Archer-Daniels-Midland Company	Consumer Staples	4.30%	4.23%	0.18%
Lear Corporation	Consumer Discretionary	2.87%	5.98%	0.17%
Vishay Intertechnology, Inc.	Information Technology	1.30%	11.91%	0.16%

### MTD Nov 2021 - Bottom 10 Performers

Company Name	Sector	Start Weight	Stock Return	Return Contribution
Willis Towers Watson Public Limited Compa	Financials	0.45%	-5.71%	-0.03%
PACCAR Inc	Industrials	1.04%	-2.58%	-0.03%
The Bank of New York Mellon Corporation	Financials	1.82%	-2.42%	-0.04%
Old Republic International Corporation	Financials	5.06%	-0.93%	-0.05%
The Mosaic Company	Materials	0.42%	-11.43%	-0.05%
Cincinnati Financial Corporation	Financials	3.03%	-2.26%	-0.07%
Emergent BioSolutions Inc.	Health Care	0.46%	-17.33%	-0.08%
Strategic Education, Inc.	Consumer Discretionary	0.53%	-15.26%	-0.08%
The Interpublic Group of Companies, Inc.	Communication Services	2.17%	-5.11%	-0.11%
Mercury General Corporation	Financials	4.15%	-3.96%	-0.16%

## 2VA Life Performance from Last Rebalance - Sep 11, 2021 to Nov 18, 2021

2VA Life and Factor Index MTD Returns: Sep 11, 2021 to Nov 18, 2021



### From Last Rebalance - Top 10 Performers

Company Name	Sector	Start Weight	Stock Return	Return Contribution
Ford Motor Company	Consumer Discretionary	4.50%	55.04%	2.48%
First Horizon Corporation	Financials	5.27%	11.75%	0.62%
UMB Financial Corporation	Financials	2.34%	21.29%	0.50%
Archer-Daniels-Midland Company	Consumer Staples	4.16%	11.81%	0.49%
Lear Corporation	Consumer Discretionary	2.68%	17.66%	0.47%
Old Republic International Corporation	Financials	5.05%	9.30%	0.47%
Franklin Resources, Inc.	Financials	3.71%	12.19%	0.45%
Interactive Brokers Group, Inc.	Financials	2.38%	18.87%	0.45%
Stifel Financial Corp.	Financials	3.36%	12.25%	0.41%
American Financial Group, Inc.	Financials	2.48%	15.96%	0.40%

### From Last Rebalance - Bottom 10 Performers

Company Name	Sector	Start Weight	Stock Return	Return Contribution
Tempur Sealy International, Inc.	Consumer Discretionary	0.47%	-6.19%	-0.03%
Western Digital Corporation	Information Technology	0.77%	-3.92%	-0.03%
AGCO Corporation	Industrials	1.23%	-5.61%	-0.07%
Omnicom Group Inc.	Communication Services	1.86%	-4.61%	-0.09%
The Interpublic Group of Companies, Inc.	Communication Services	2.23%	-4.04%	-0.09%
FedEx Corporation	Industrials	2.23%	-4.98%	-0.11%
Healthcare Services Group, Inc.	Industrials	0.45%	-27.63%	-0.12%
Strategic Education, Inc.	Consumer Discretionary	0.61%	-23.39%	-0.14%
Emergent BioSolutions Inc.	Health Care	0.57%	-30.97%	-0.18%
Mercury General Corporation	Financials	4.58%	-8.73%	-0.40%